

# SB 1 Program Implementation Process Overview

Mitchell Weiss  
Deputy Director  
California Transportation Commission

Questions on the phone? Please email them to: [ctc@dot.ca.gov](mailto:ctc@dot.ca.gov)

## Guidelines Development

- Active Transportation Program
- Local Partnership Program
- Local Streets and Roads Program
- Solutions for Congested Corridors
- State Highway Operation and Protection Program
- State Transportation Improvement Program
- Trade Corridor Enhancement Program
- ~~Traffic Congestion Relief Program~~

## SB 1 Accountability In All Guidelines

- “...Adopt performance criteria” & “ensure efficient use” of funds
- “...Fix-it-First” philosophy
- “...Repair roads, bridges, expand the economy, and protect natural resources”
- “...Inspector General shall report annually” on “investigations, audit findings/recommendations”
- “...Commission shall provide project update reports on the development and implementation of the program...”

## General Process

- Workshop(s)
- Draft guidelines
- Workshop(s)
- Proposed final guidelines
- Hearing at CTC meeting
- Final guidelines

## Guidelines Timeline

### June CTC meeting:

- Final Active Transportation Program
- Draft State Transportation Improvement Program
- Final State Highway Operation and Protection Program (interim)

### August CTC Meeting:

- Draft Local Partnership Program
- Final Local Streets and Roads Program
- Draft State Transportation Improvement Program

## Guidelines Timeline (cont.)

### October CTC meeting:

- Final Local Partnership Program
- Draft Congested Corridors

### December CTC Meeting:

- Draft Trade Corridor Enhancement Program
- Final Congested Corridors

### January CTC meeting

- Final Trade Corridor Enhancement Program

## Guidelines Timeline

### June CTC meeting:

- Final ATP
- Draft STIP
- Final SHOPP (interim)

### August CTC Meeting:

- Draft LPP
- Final LS&R
- Final STIP

### October CTC meeting:

- Final LPP
- Draft SCC

### December CTC Meeting:

- Draft TCEP
- Final SCC

### January CTC meeting

- Final TCEP

## Guidelines Development

- **We need your input**
  - ❖ Starting today
  - ❖ Reporting subgroup
- **Timelines may be revised during guidelines development**
- **Potentially impacted by trailer bills**



## Workshops – Tentative Schedule

### June

- Today
- 28th (a.m.)
- Sacramento

### July

- Week of 17th
- Southern California

### August

- Week of 1st
- Bay Area

### September

- Week of 4th
- Week of 18th
- Sacramento

### October

- Week of 2nd
- Southern California

### November

- Week of 13th
- Northern and Southern California

# Thank you!

## Any Questions?

Questions on the phone? Please email them to: [ctc@dot.ca.gov](mailto:ctc@dot.ca.gov)

Mitchell Weiss  
California Transportation Commission  
[Mitchell.Weiss@dot.ca.gov](mailto:Mitchell.Weiss@dot.ca.gov)  
(916) 653-2072

# State Highway Operation and Protection Program (SHOPP)

Rick Guevel, P.E.  
Associate Deputy Director  
California Transportation Commission

Questions on the phone? Please email them to: [ctc@dot.ca.gov](mailto:ctc@dot.ca.gov)

## What is the SHOPP?

- The SHOPP is the State's "fix-it-first" program that contains projects that preserve and protect the state highway system.
- SHOPP projects are limited to capital improvements relative to the maintenance, safety, operation, and rehabilitation of state highways and bridges which do not add a new traffic lane to the system. [Government Code, section 14526.5. (a) ]
- Prior to the passage of Senate Bill (SB) 1, the SHOPP was an approximate \$2.5 billion per year program of projects.

## Senate Bill 1

- Adds approximately \$1.9 billion per year to accomplish Maintenance and SHOPP performance objectives.
- Requires the Commission to conduct public hearings prior to each biennial SHOPP adoption.
- Provides the Commission with authority to allocate Caltrans' SHOPP project support resources and to conduct project reviews and approvals.
- Requires the Commission to establish guidelines for carrying out its SHOPP-related oversight responsibilities.

## Interim SHOPP Guidelines

- Draft interim guidelines, stressing accountability and transparency, were developed and published with the Commission's May 2017 agenda [http://www.catc.ca.gov/meetings/agenda/2017Agenda/2017-05/Yellows/Tab\\_22\\_4.25.pdf](http://www.catc.ca.gov/meetings/agenda/2017Agenda/2017-05/Yellows/Tab_22_4.25.pdf)
- It is anticipated that Final Interim SHOPP Guidelines will be brought forward for the Commission to consider adopting at the June 2017 Commission meeting.

# Thank you!

## Any Questions?

Questions on the phone? Please email them to: [ctc@dot.ca.gov](mailto:ctc@dot.ca.gov)

Rick Guevel, P.E.  
California Transportation Commission  
[Rick.Guevel@dot.ca.gov](mailto:Rick.Guevel@dot.ca.gov)  
(916) 653-0161

# Local Streets and Roads Program

Laura Pennebaker  
Associate Deputy Director  
California Transportation Commission

Questions on the phone? Please email them to: [ctc@dot.ca.gov](mailto:ctc@dot.ca.gov)



## Program Overview

- Approximately \$1.5 billion annually from Road Maintenance and Rehabilitation Account (RMRA)
- Distributed via monthly allocations by formula to cities and counties through the State Controller's Office
- The distribution of RMRA funds to cities and counties is referred to by the Commission as the Local Streets and Roads Program

## RMRA Priorities

[SHC Section 2030(b)(1) and (2)]

RMRA funds shall be prioritized for expenditure on basic road maintenance, rehabilitation, and critical safety projects that include but are not limited to:

- **Road Maintenance and Rehabilitation**
- **Safety Projects**
- **Railroad Grade Separations**
- **Complete Streets Components**
- **Traffic Control Devices**

## Flexibility

[SHC Sections 2034(a)(1) and 2037]

- **Affords flexibility for cities and counties to fund projects in accordance with local needs and priorities so long as the projects are consistent with RMRA priorities**
- **RMRA funds may be spent on transportation priorities other than maintenance and rehabilitation if a city or county's average Pavement Condition Index (PCI) meets or exceeds 80 (good – excellent).**
  - ❖ **2016 Statewide Local Streets and Roads Needs Assessment reported that average statewide PCI in 2016 was 65 (at-risk)**

## Aspirational Uses

[SHC Section 2030(c) – (f)]

To the extent, possible, cost-effective and where feasible, use:

- Advanced materials recycling techniques that lower GHG emissions and reduce maintenance costs
- Project features to support technologies such as ZEV charging and infrastructure-vehicle communications for autonomous vehicles
- Project features that better adapt transportation assets and increase their resiliency to climate change impacts
- Complete streets elements

## Basic Project Reporting

[SHC Section 2034(a) and (b)]

Cities and Counties are required to submit the following to the CTC:

A proposed project list which contains the following:

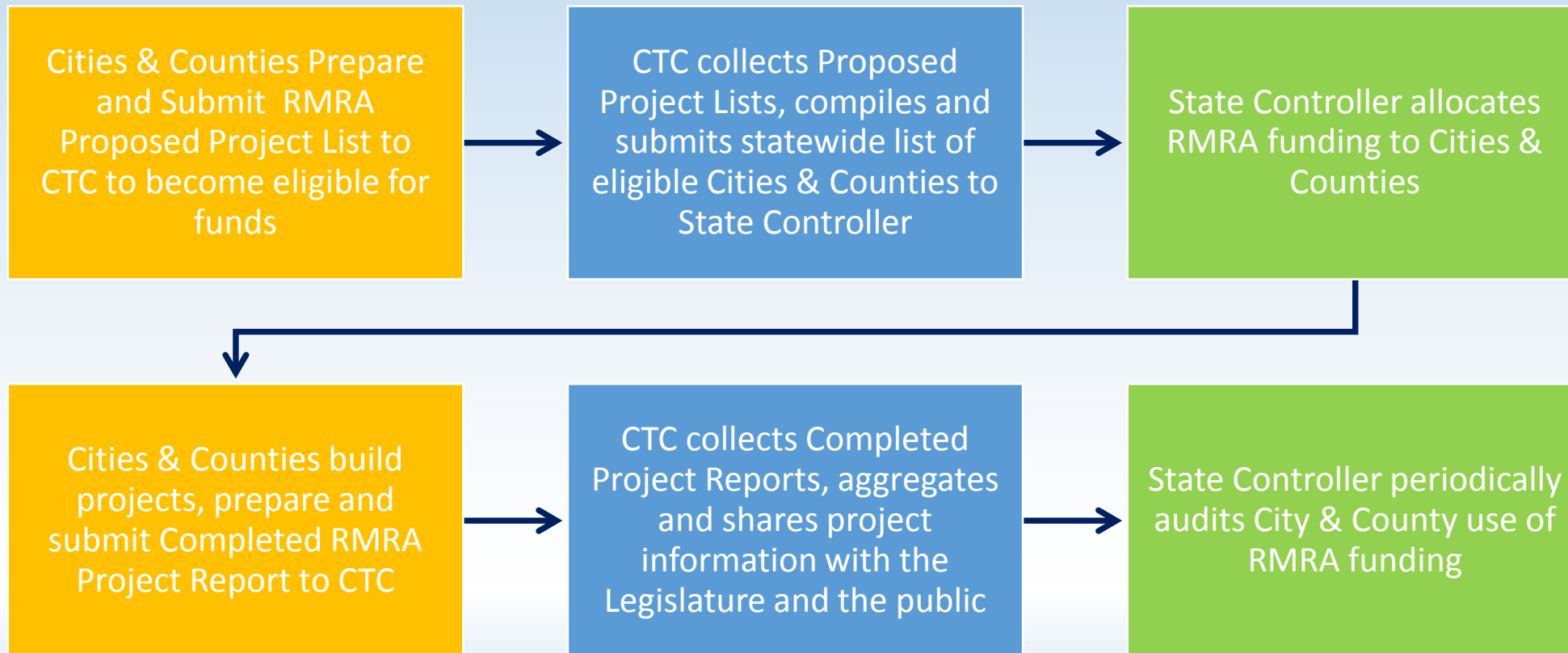
- Proposed project description and location
- Proposed schedule for completion
- Estimated useful life of the improvement
- Projects must be in an adopted city/county budget

A completed project report which contains the following:

- Completed project description and location
- Completion date
- Amount of funds expended on the project
- Estimated useful life of the improvement

## Program Structure

[SHC Sections 2030, 2034, 2036, 2037]



## Commission's Role

- **Compiling and sharing information on completed projects**
- **Promoting transparency and accountability**

## Guidelines Development

- Work closely with cities, counties and their representatives (i.e. League of California Cities and the California State Association of Counties)
- Collaborate with the State Controller's Office Divisions of Local Programs and Audits

## Program Roll-Out

- Goal of submitting eligible list of jurisdictions to State Controller's Office by November 1<sup>st</sup> 2017



## Schedule

June – July 2017

Develop Draft  
Guidelines &  
Solicit Public  
Comment



August 2017  
Commission  
Adopts Final  
Guidelines and  
Issues Call for  
Project Lists



Sept. – Oct. 2017  
Project Lists Due  
and Reviewed



November 1, 2017

Provide List of  
Eligible Cities and  
Counties to State  
Controller's Office

# Thank you!

## Any Questions?

Questions on the phone? Please email them to: [ctc@dot.ca.gov](mailto:ctc@dot.ca.gov)

Laura Pennebaker  
California Transportation Commission  
[Laura.Pennebaker@dot.ca.gov](mailto:Laura.Pennebaker@dot.ca.gov)  
(916) 653-7121

# Trade Corridor Enhancement Program

Dawn Cheser  
Assistant Deputy Director  
California Transportation Commission

Questions on the phone? Please email them to: [ctc@dot.ca.gov](mailto:ctc@dot.ca.gov)

## Program Overview

- **Approximately \$300 million annually (50% of the Diesel Excise Tax)**
- **SB 1 language – “to be expended on corridor-based freight projects nominated by local agencies and the state”**
- **Establish Accountability Performance Measures**
- **Proposed Trailer Bill language provides more guidance**

## Trailer Bill Language

- Combines the federal National Highway Freight Program funds with the TCEP funds into a single program.
- Evaluate potential economic and noneconomic benefits to the state's economy, environment, and public health.
- Include Disadvantaged Communities measures
- Necessitates an update of the CFMP project list

## Proposed Schedule

(dependent on timing of Trailer Bill approval)

- **Workshops – June thru November 2017**
- **Draft Guidelines – December 6, 2017**
- **Guideline Adoption – January 31, 2018**
- **Applications Due – March 2, 2018**
- **Release Staff Recommendations – April 30, 2018**
- **Program Adoption – May 16, 2018**

## Focused Discussion

1. What are your key issues or concerns?
2. How should these key issues be prioritized for future workshops?
3. “..evaluate the total potential economic and noneconomic benefits of the program of projects to California’s economy, environment, and public health.”
4. “Include disadvantaged communities measures....for evaluating benefits or costs for disadvantaged communities and low income communities.”

# Thank you!

## Any Questions?

Questions on the phone? Please email them to: [ctc@dot.ca.gov](mailto:ctc@dot.ca.gov)

Dawn Cheser  
California Transportation Commission  
[Dawn.Cheser@dot.ca.gov](mailto:Dawn.Cheser@dot.ca.gov)  
(916) 653-7665



# 2017 Active Transportation Program Augmentation

Laurie Waters  
Associate Deputy Director  
California Transportation Commission

Questions on the phone? Please email them to: [ctc@dot.ca.gov](mailto:ctc@dot.ca.gov)

## Program Goals

- Increase walking and biking
- Increase safety of non-motorized users
- Help regional agencies meet their SB 375 goals
- Enhance public health
- Ensure disadvantaged communities fully share in the benefits of the program
- Provide a broad spectrum of projects to benefit many types of active transportation users

## Program Structure

- **Competitive funding program**
- **Funds distributed into the 3 ATP components**
  - ❖ **50% for the Statewide Component**
  - ❖ **10% for Small Urban and Rural Component**
  - ❖ **40% for MPO Component**
- **A minimum of 25% of funds in each of the 3 components must benefit disadvantaged communities**

## Eligible Applicants

- Local, Regional, or State agencies
- Caltrans
  - ❖ Caltrans can also partner with other eligible agencies
- Transit Agencies
- Natural Resources or Public Land Agencies
- Public Schools or School Districts
- Tribal Governments
- Private Nonprofit (recreational trail funding)

## Eligible Projects

- Infrastructure Projects
- Plans (disadvantaged communities)
- Non-infrastructure Projects
  - ❖ Education, encouragement, and enforcement activities that further the goals of the program
- Infrastructure Projects with Non-infrastructure components

## Programming Cycle

- Every odd year new program of projects adopted
- 2017 ATP (Cycle 3) recently adopted
- Next full cycle - 2019 (Cycle 4)
  - ❖ Call for Projects February/March 2018 (tentative)

## SB 1 and the ATP

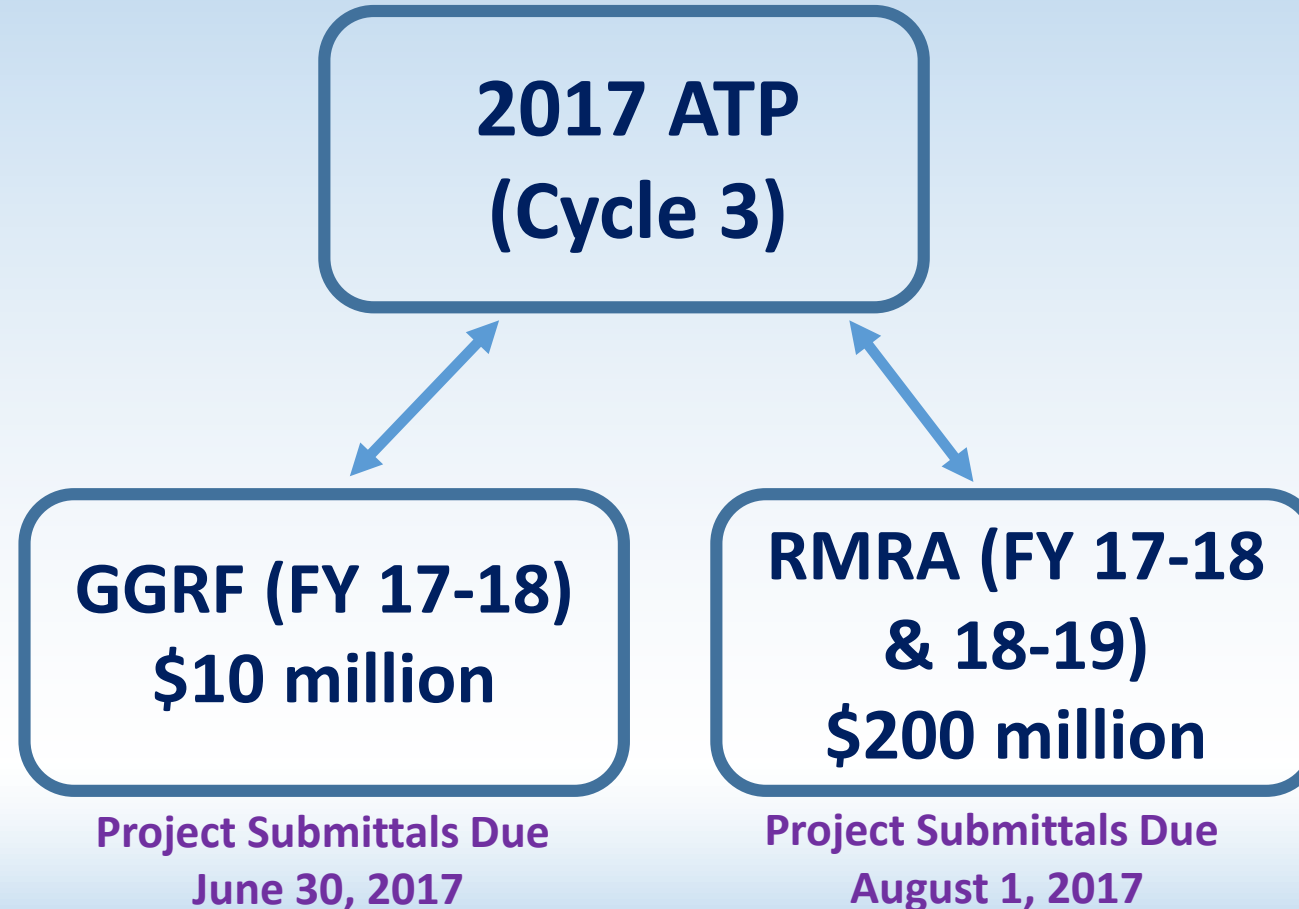
- SB 1 provides an additional \$100 million a year to the ATP through the Road Maintenance and Rehabilitation Account (RMRA) beginning in FY 17-18
  - ❖ Increased programming flexibility
  - ❖ Opportunity for project selection enhancements
- Emphasizes Accountability and Transparency

## ATP Current Status

- **2017 ATP (Cycle 3) - MPO Components adopted at the March and May Commission Meetings**
- **2017 ATP Greenhouse Gas Reduction Fund (GGRF) - Call for Projects released for the \$10 million in GGRF**
  - ❖ **Applications due June 30, 2017**
- **2017 ATP Augmentation – Applications due August 1, 2017**
- **2019 ATP (Cycle 4) – February/March 2018 (tentative)**



## ATP Current Status



## 2017 ATP Augmentation

- **\$100 million in FY 17-18 and \$100 million in FY 18-19 from the RMRA created by SB 1**
- **Distributed into the 3 ATP components**
  - ❖ **50% for the Statewide Component**
  - ❖ **10% for Small Urban and Rural Component**
  - ❖ **40% for MPO Component**
- **Unless specified in the 2017 ATP Augmentation Guidelines, 2017 ATP Guidelines apply**

## 2017 ATP Augmentation Guidelines

### Tentative Schedule (pg. 1 of Guidelines)

**June 9 – 20, 2017**

Develop Draft  
Guidelines & Solicit  
Public Comment



**August 1, 2017**

Project Submittals  
due to Commission

**August 31, 2017**

Staff  
Recommendation  
for Statewide and  
Small Urban & Rural  
Components Posted



**September 29, 2017**

MPO Project  
Programming  
Recommendations due  
to Commission



**October -  
November,  
2017**

Commission  
Adopts 2017 ATP  
Augmentation

## 2017 ATP Augmentation Guidelines

### Project Eligibility (pg. 2 of Guidelines)

- 2017 ATP (Cycle 3) programmed projects that can be delivered earlier (advanced)
- Projects that applied for funding in the 2017 ATP (Cycle 3) but not selected for funding
  - ❖ Original 2017 ATP consensus score will stand – projects will not be rescored

Projects that were awarded funds in the 2017 ATP will remain in the component where they were originally programmed

## 2017 ATP Augmentation Guidelines

### Project Eligibility (pg. 2 of Guidelines)

- If there are not enough viable projects submitted in the 2017 ATP to fully utilize the funds available in the 2017 ATP Augmentation, the Commission may hold a 2017 ATP Augmentation supplemental call for projects
- If MPO determines that there are not enough viable projects from their 2017 ATP MPO contingency list to fully utilize available funds, the MPO may hold a supplemental call for projects, but must submit a letter explaining the basis for this determination

## 2017 ATP Augmentation Guidelines

### Submittal Process (pg. 2 of Guidelines)

- Applicants submit updated schedule and funding plan and letter signed by the Executive Officer
- All funds committed to the project must be consistent with the updated schedule

## 2017 ATP Augmentation Guidelines

### Criteria and Evaluation (pg. 3 of Guidelines)

- Projects selected based on the project's 2017 ATP score and project deliverability in priority order:
  - a) Projects that can deliver all components in FY 17-18 and FY 18-19
  - b) Projects that can deliver one or more but not all of their components FY 17-18 and FY 18-19
  - c) Projects that can only deliver project components in FY 19-20 and FY 20-21 as programming becomes available
- Programming capacity may become available in FY 19-20 and FY 20-21 through currently programmed Cycle 3 projects advancing

# Active Transportation Program



## 2017 ATP Augmentation

Fictional 2017 ATP – Adopted Statewide Component  
(\$1,000s)

Applicant	Project Title	Total Fund Request	19-20	20-21	PA&ED	PS&E	ROW	CON
City of Shermer	Ped Improve	500	250	250	50	100	100	250
Lancelot Link School District	SRTS	200	200	0	0	0	0	200
Awesome County	Bike Lanes	2,100	600	1,500	100	200	300	1,500
City of Pawnee	Plan	200	0	200	0	0	0	200
Total		3,000	1,050	1,950	150	300	400	2,150



# Active Transportation Program



## 2017 ATP Augmentation

Fictional 2017 ATP – Adopted Statewide Component Revised by 2017 ATP Augmentation  
(1,000s)

Applicant	Project Title	Total Fund Request	17-18 (SB-1)	18-19 (SB-1)	19-20	20-21	PA&ED	PS&E	ROW	CON
City of Shermer	Ped Improve	500	50	100	<del>250</del> 100	250	50	100	100	250
Lancelot Link School District	SRTS	200	0	0	200	0	0	0	0	200
Awesome County	Bike Lanes	2,100	100	200	<del>600</del> 300	1,500	100	200	300	1,500
City of Pawnee	Plan	200	0	200	0	<del>200</del> 0	0	0	0	200
<b>Total</b>		<b>3,000</b>	<b>150</b>	<b>500</b>	<b>600</b>	<b>1,750</b>	<b>150</b>	<b>300</b>	<b>400</b>	<b>2,150</b>

# Active Transportation Program



## 2017 ATP Augmentation

Fictional 2017 ATP Advances into 2017 Augmentation – Statewide Component  
(1,000s)

Applicant	Project Title	Total Request	17-18	18-19	19-20	20-21	PA&ED	PS&E	ROW	CON
City of Shermer	Ped Improve	500	50	100	100	250	50	100	100	250
Lancelot Link School District	SRTS	200	0	0	200	0	0	0	0	200
Awesome County	Bike Lanes	2,100	100	200	300	1,500	100	200	300	1,500
City of Pawnee	Plan	200	0	200	0	0	0	0	0	200
Total			150	500	600	1,750	150	300	400	2,150

## 2017 ATP Augmentation

Fictional 2017 Augmentation – Statewide Component Programming Capacity (1,000s)					
		17-18	18-19	19-20	20-21
SB 1 Allocation		50,000	50,000		
Balance from 2017 ATP Advances				450	200
City of Shermer	Ped Improve	(50)	(100)		
Lancelot Link School District	SRTS	0	0		
Awesome County	Bike Lanes	(100)	(200)		
City of Pawnee	Plan	0	(200)		
<b>Total 2017 Augmentation Programming Capacity</b>		<b>49,850</b>	<b>49,500</b>	<b>450</b>	<b>200</b>

## 2017 ATP Augmentation

Fictional 2017 Augmentation – Statewide Component  
Programming Capacity – After Advancements  
(1,000s)

	17-18	18-19	19-20	20-21
2017 Augmentation Programming Capacity Statewide Component	49,850	49,500	450	200

## 2017 ATP Augmentation Guidelines

### Criteria and Evaluation (pg. 3 of Guidelines)

- Projects selected based on the project's 2017 ATP score and project deliverability in priority order:
  - a) Projects that can deliver all components in FY 17-18 and FY 18-19
  - b) Projects that can deliver one or more but not all of their components FY 17-18 and FY 18-19
  - c) Projects that can only deliver project components in FY 19-20 and FY 20-21 as programming becomes available
- Programming capacity may become available in FY 19-20 and FY 20-21 through currently programmed Cycle 3 projects advancing

# Active Transportation Program



## 2017 ATP Augmentation

Fictional 2017 ATP – Unfunded Projects Statewide Component  
(\$1,000s)

Applicant	Project Title	Score	19-20	20-21	PA&ED	PS&E	ROW	CON
City of Elgin	Ped Improve	80	500	450	100	200	200	450
Nordonia Hills School District	SRTS	79	200	0	0	0	0	200
Kornfield County	Bike Lanes	78	600	1,500	100	200	300	1,500
City of Preston	Bike and Ped	77	0	200	0	0	0	200
Total								

# Active Transportation Program



## 2017 ATP Augmentation

Fictional 2017 ATP – Unfunded Projects Statewide Component  
(\$1,000s)

Applicant	Project Title	Score	17-18 (SB-1)	18-19 (SB-1)	19-20	20-21	PA&ED	PS&E	ROW	CON
City of Elgin	Ped Improve	80	100	400	500 450	450 0	100	200	200	450
Nordonia Hills School District	SRTS	79	200	0	200	0	0	0	0	200
Kornfield County	Bike Lanes	78	0	0	600	1,500	100	200	300	1,500
Project cannot advance any components – no capacity available in 19-20, will not be selected										
City of Preston	Bike and Ped	77	0	200	0	200 0	0	0	0	200

# Active Transportation Program



## 2017 ATP Augmentation

Fictional 2017 ATP Augmentation – Statewide Component  
(1,000s)

Applicant	Project Title	17-18	18-19	19-20	20-21	PA&ED	PS&E	ROW	CON
City of Shermer	Ped Improve	50	100	100	250	50	100	100	250
Lancelot Link School District	SRTS	0	0	200	0	0	0	0	200
Awesome County	Bike Lanes	100	200	300	1,500	100	200	300	1,500
City of Pawnee	Plan	0	200	0	0	0	0	0	200
City of Elgin	Ped Improve	100	400	450	0	100	200	200	450
Nordonia Hills School District	SRTS	200	0	0	0	0	0	0	200
City of Preston	Bike and Ped	0	200	0	0	0	0	0	200
<b>Total</b>		<b>450</b>	<b>1,100</b>	<b>1,050</b>	<b>1,750</b>	<b>250</b>	<b>500</b>	<b>600</b>	<b>3,000</b>



## 2019 ATP (Cycle 4)

What about the \$200 million in ATP funds from the Road Maintenance and Rehabilitation Account for FY 19-20 and FY 20-21?

Proposed 2019 Active Transportation Program Programming Capacity				
	19-20	20-21	21-22	22-23
SB 1 Allocation	100,000	100,000		
Other ATP funds			123,000	123,000

## Future ATP Cycles

Recommend reserving a portion of funds from latter two years of programming for the next cycle.

- Each cycle will be an actual four year program
- Allows for more reasonable project delivery

Future Program Example (\$ amounts are subject to discussion)				
	21-22	22-23	23-24	24-25
Reserve from previous cycle	100,000	100,000		
			123,000	123,000

## Accountability

- Implementing agencies submit semi-annual reports on activities and progress
- Implementing agencies submit a final delivery report within one year of the project becoming operable
  - ❖ Was original scope delivered
  - ❖ Before and after photos
  - ❖ Performance outcomes
- Caltrans audits a selection of ATP projects to evaluate the performance of the project
- Commission evaluates program and reports to the Legislature

# Thank you!

## Any Questions?

Questions on the phone? Please email them to: [ctc@dot.ca.gov](mailto:ctc@dot.ca.gov)

Laurie Waters  
California Transportation Commission  
[Laurie.Waters@dot.ca.gov](mailto:Laurie.Waters@dot.ca.gov)  
(916) 651-6145

# Solutions for Congested Corridors Program

David Van Dyken  
Associate Deputy Director  
California Transportation Commission

Questions on the phone? Please email them to: [ctc@dot.ca.gov](mailto:ctc@dot.ca.gov)

## Program Goals

- Support and encourage collaborative and comprehensive corridor planning
- Benefit mobility, quality of life, and environment through comprehensive planning efforts
- Achieve a balanced set of improvements along highly traveled corridors:
  - ❖ Transportation
  - ❖ Environmental
  - ❖ Community Access

## Program Structure

- **Competitively awarded funding program**
- **\$250 million each fiscal year, beginning in 2017-18**
- **Programs of projects will be adopted every two years**
- **Programming cycles may cover a multi-year programming period and may include updates to previous programs**

## Eligible Applicants

- Regional Transportation Planning Agency
- County Transportation Commission or Authority
- Caltrans
  - ❖ Preference will be given to plans resulting from collaboration between Caltrans and the regional agency
    - ✓ Collaboration may be demonstrated by joint project nomination
  - ❖ No more than half of the available funding can be awarded to projects exclusively nominated by Caltrans



## Comprehensive Corridor Plans Goals & Expectations

- Provide more transportation choices for residents, commuters, and visitors
- Achieve a balanced set of improvements within highly congested travel corridors including transportation, environmental, and community access considerations
- Multi-modal focus with multi-agency collaboration

## Comprehensive Corridor Programs Examples Cited in SB 1

- The North Coast Corridor improvements along I-5 and the parallel rail corridor in San Diego County
- The SR 91 and Metrolink rail corridor improvements in Riverside County
- Emerging solutions for the US 101 and Caltrain corridor connecting Silicon Valley with San Francisco
- Multimodal approaches for the US 101 and SMART rail corridor in Marin and Sonoma Counties
- Comprehensive solutions for the I-405 corridor in Los Angeles County

## Project Components

Projects are required to meet all of the following:

- Make specific corridor improvements
- Be part of a comprehensive plan designed to reduce congestion in a highly traveled corridor
- Preserve the character of the local community
  - ❖ How should a corridor plan demonstrate this?
- Create opportunities for neighborhood enhancement projects
  - ❖ How should a corridor plan demonstrate that it creates the opportunity for neighborhood enhancement projects?

## Project Nominations

Project nominations must meet all of the following:

- Include documentation validating the project's consistency with the policy objectives of the Solutions for Congested Corridors Program
  - ❖ Both quantitative and qualitative measures
- Project must be included in the region's RTP
- If the project is located in an MPO, it must be included in an RTP with an ARB-approved Sustainable Communities Strategy

## Eligible Projects

- Project elements within the corridor plans may include, but are not limited to the following facility types:
  - ❖ State Highways (with limitations)
  - ❖ Local streets and roads
  - ❖ Public transit facilities, including rail
  - ❖ Bicycle and pedestrian facilities
  - ❖ Restoration or preservation work that protect critical habitat or open space

## Eligible Highway Projects (Limitations)

- **Non-general purpose highway lane capacity-increasing projects limited to:**
  - ❖ High-occupancy vehicle lanes
  - ❖ Managed lanes
- **Other highway improvements with the primary purpose to improve safety, such as:**
  - ❖ Auxiliary lanes
  - ❖ Truck climbing lanes
  - ❖ Dedicated bicycle facilities

## Eligible Highway Projects (Limitations)

- Limitations on the state highway system are in place to mitigate the following:
  - ❖ Increases in vehicle miles traveled
  - ❖ Greenhouse Gas emission reduction
  - ❖ Reduce air pollution

## Project Evaluation Steps

1. Determine if the project comes from a qualified comprehensive corridor plan
2. Determine if the project is consistent with the objectives of the corridor plan
3. Preference to be given to projects from corridor plans created in collaboration between Caltrans and regional partners
  - ❖ Collaboration may be demonstrated by a project's joint nomination by Caltrans and a regional agency
4. Evaluate project using the scoring criteria prescribed in SB 1



## Project Scoring Criteria as Required by SB 1

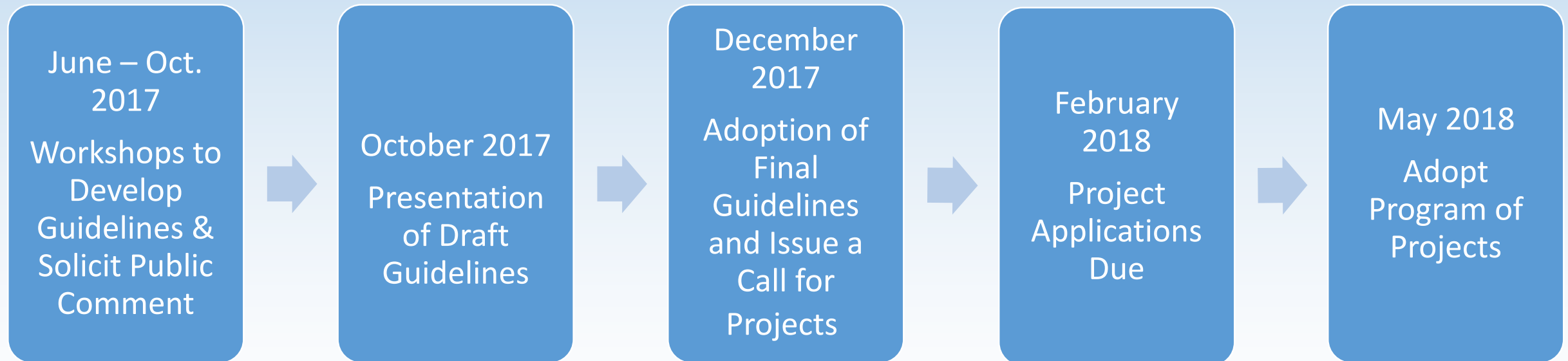
- Safety
- Congestion
- Accessibility
- Efficient land use
- Economic development and job creation and retention
- Furtherance of state and federal ambient air quality and GHG emissions reduction standards
- Matching funds
- Project deliverability

## Reporting Requirements

Commission to report annually to the Legislature:

- Summary describing the overall progress of each project since the initial award
- Expenditures to date for all project phase costs
- Summary of milestones achieved during the prior year and milestones expected to be reached in the coming year
- Assessment of how the project is meeting the quantitative and qualitative measures identified in the project nomination

## Schedule



## Part 2 - Program Discussion

- Definition of Terms
- Metrics for Project Scoring
- Considerations for Evaluating Plans
- Application Format and Scoring Considerations
- Project Reporting and Management Considerations

## Term Definitions and Metrics

### General Questions

- **What is a corridor?**
  - ❖ “A corridor is defined as a largely linear geographic band defined by existing and forecasted travel patterns involving both people and goods. The corridor serves a particular travel market or markets affected by similar transportation needs and mobility issues. It includes various modes that provide similar or complementary transportation functions, including cross-mode connections.” – Adopted 2016 STIP Guidelines
- **What does it mean to have a “highly traveled” corridor?**

## Term Definitions and Metrics

### General Questions

- What is congestion?
  - ❖ Highway
    - ✓ Caltrans definition is 35mph or slower for 15 minutes or longer
  - ❖ Local streets and roads
  - ❖ Rail
  - ❖ Transit

## Project Scoring Criteria Required by SB 1

- Safety
- Congestion
- Accessibility
- Efficient land use
- Economic development and job creation and retention
- Furtherance of state and federal ambient air quality and GHG emissions reduction standards
- Matching funds
- Project deliverability

How should these scoring criteria be measured?

# Thank you!

## Any Questions?

Questions on the phone? Please email them to: [ctc@dot.ca.gov](mailto:ctc@dot.ca.gov)

David Van Dyken  
California Transportation Commission  
[David.Van.Dyken@dot.ca.gov](mailto:David.Van.Dyken@dot.ca.gov)  
(916) 653-2076



# Local Partnership Program

Jose Oseguera  
Assistant Deputy Director  
California Transportation Commission

Questions on the phone? Please email them to: [ctc@dot.ca.gov](mailto:ctc@dot.ca.gov)

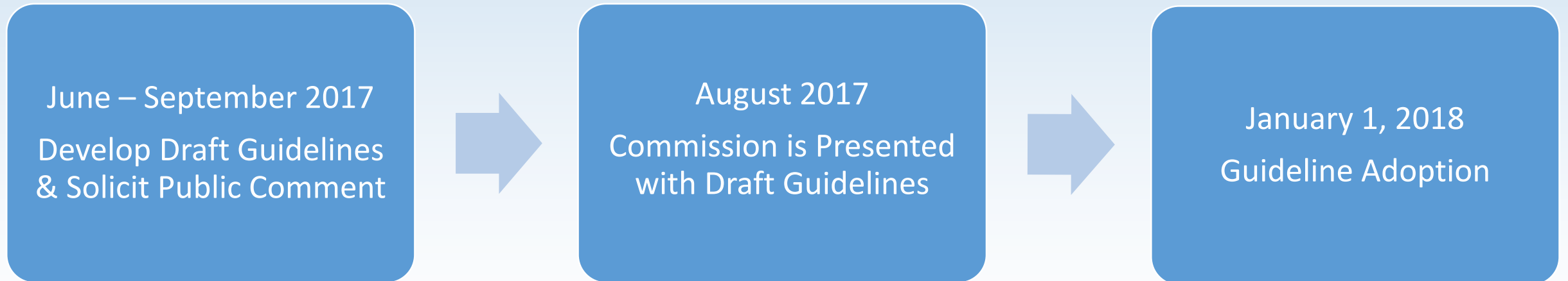
## Accountability Themes

- “...Adopt performance criteria” and “ensure efficient use” of funds.
- “...Fix-it-First” philosophy.
- “...Repair roads, bridges, expand the economy, and protect natural resources.”
- “...Inspector General shall report annually” on “investigations, audit findings/recommendations.”
- “...Commission shall provide project update reports on the development and implementation of the program...”

## Available Funds

- **\$200 Million per year**
- **\$2 Billion over 10 years**

## Tentative Schedule



## SB 1: Local Partnership Program (LPP) Language

### Who?

- Program funds are “for counties that have sought and received voter approval of taxes or that have imposed fees, including uniform developer fees.”
- Funds are appropriated “for allocation to each eligible county and city in the county...”

[SHC 2032(a)(1)]

## SB 1: Local Partnership Program (LPP) – Trailer Bill Language Modifications

### Who?

- “... Road Maintenance and Rehabilitation Account shall be set aside annually for ~~counties~~ a local or regional transportation agency that ~~have~~ has sought and received voter approval of taxes or that have imposed fees, including uniform developer fees...”
- Funds are appropriated “for allocation ~~to each eligible county and each city in the county~~ by the commission...”

## SB 1: Local Partnership Program (LPP) Language

### What?

- “...road maintenance and rehabilitation purposes.”
- “Eligible projects... include but are not limited to, sound walls for a freeway that was built prior to 1987 without sound walls and with or without high occupancy vehicle lanes if the completion of the sound walls has been deferred to lack of available funding for at least twenty years and a noise barrier scope summary report has been completed within the last twenty years.”

## SB 1: Local Partnership Program (LPP) – Trailer Bill Language Modifications

### What?

- “...for road maintenance and rehabilitation, **and other transportation improvement projects purposes** pursuant to Section 2033.”
- “Eligible projects... include but are not limited to, sound walls for a freeway that was built prior to 1987 without sound walls and with or without high occupancy vehicle lanes if the completion of the sound walls has been deferred to lack of available funding for at least twenty years and a noise barrier scope summary report has been completed within the last twenty years.”



## Proposed Program Approach

- Program 50% of the funds based on a competitive project selection.
  - ✓ Develop a process to ensure smaller jurisdictions are able to compete.
- Program 50% of the funds based on formula.
  - ✓ Projects will include a project description, costs, scope, schedule and specific outcomes, including useful life.
  - ✓ Project recipients will be required to report on progress and outcomes.

## Focused Discussion

- What are the key issues?
- Competitive Program – what are the goals?
- Formulaic Program -- what should the framework be?
- Project performance – how to account for every dollar?
- Matching funds – what will be the criteria?
- A fair playing field – how to ensure equitable competition (small versus large jurisdictions)?

# Thank you!

## Any Questions?

Questions on the phone? Please email them to: [ctc@dot.ca.gov](mailto:ctc@dot.ca.gov)

Jose Oseguera  
California Transportation Commission  
[Jose.Oseguera@dot.ca.gov](mailto:Jose.Oseguera@dot.ca.gov)  
(916) 653-2094

# Public Comment

**Question on the phone?**

**Please email them to: [ctc@dot.ca.gov](mailto:ctc@dot.ca.gov)**