



*Keeping Orange County Moving*

# Orange County Transportation Authority *Update*



California Transportation Commission

March 16, 2016

# Orange County, California




- **3<sup>rd</sup>** most populous county in **CA**
- **2<sup>nd</sup>** most dense county in **CA** behind only **San Francisco** and ahead of **Los Angeles** and **Alameda** counties
- **Culturally** diverse communities
- **Thriving** business economy and a well-educated work force
- Home to a wide range of **tourist attractions**



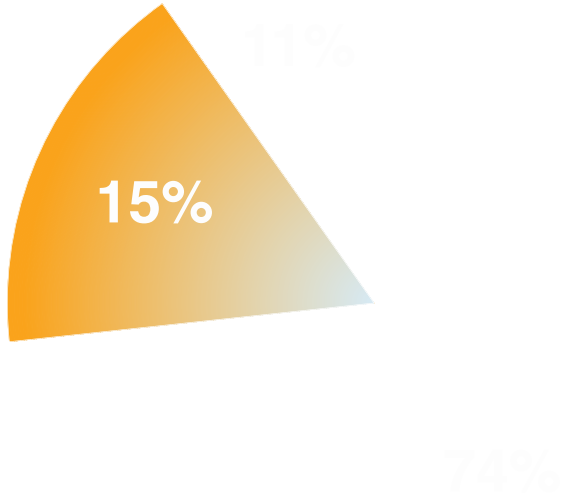
# Orange County Transportation Authority

- OC's regional transportation agency
- Governed by 18-member Board
- Multi-modal focus on transit, freeways, streets, active transportation
- OCTA programs and services include:
  - Freeways
  - Streets and Roads
  - 91 Express Lanes
  - Environmental mitigation
  - Water quality
  - Bus
  - Rail
  - OC Streetcar
  - Measure M
  - Rideshare
  - Motorist services

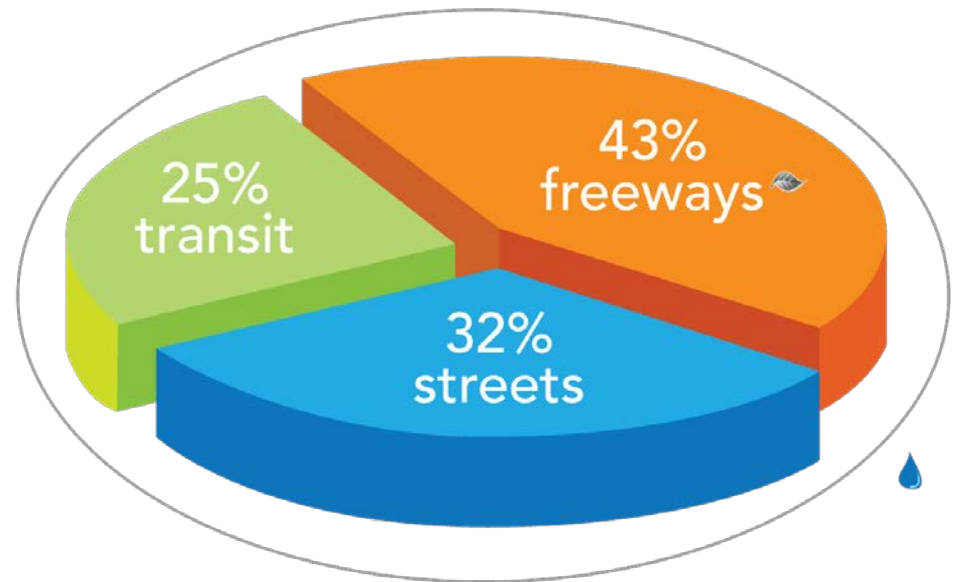




# Funding Transportation Projects

## Core Revenues for Transportation Investments in Southern California



## Measure M – Orange County’s Half-Cent Sales Tax



-  A total of 5% of M2 Freeway Program funds is allocated to the Freeway Environmental Mitigation Program
-  A total of 2% of the overall M2 Program funds is allocated to the Environmental Cleanup Program

# Proposition 1B Investment (\$000s)

Mode	Prop 1B	Other Funding*	Total
Highway Projects	\$360.43	\$244.13	\$604.56
Goods Movement	\$304.14	\$330.09	\$634.23
Transit Projects	\$117.04	\$291.45	\$408.49
Local Streets & Roads	\$56.47	\$89.44	\$145.91
Safety and Security Projects	\$29.53	\$0	\$29.52
<b>TOTAL</b>	<b>\$867.60</b>	<b>\$955.11</b>	<b>\$1,822.71</b>

- **110 Projects:** \$867.59 million
- **9 Major Freeway Improvements:**
  - All are completed
  - Approximately 26 miles of improvements
- **8 Goods Movement Projects:**
  - 7 grade separations along the BNSF corridor and 1 State Route 91 corridor project
- **12 Transit Improvements:** Including transit safety and capacity projects (OCX and MSEP)
- **63 Streets and Roads Projects:** Approximately 89 miles of improvements
- **18 Safety and Security Projects**

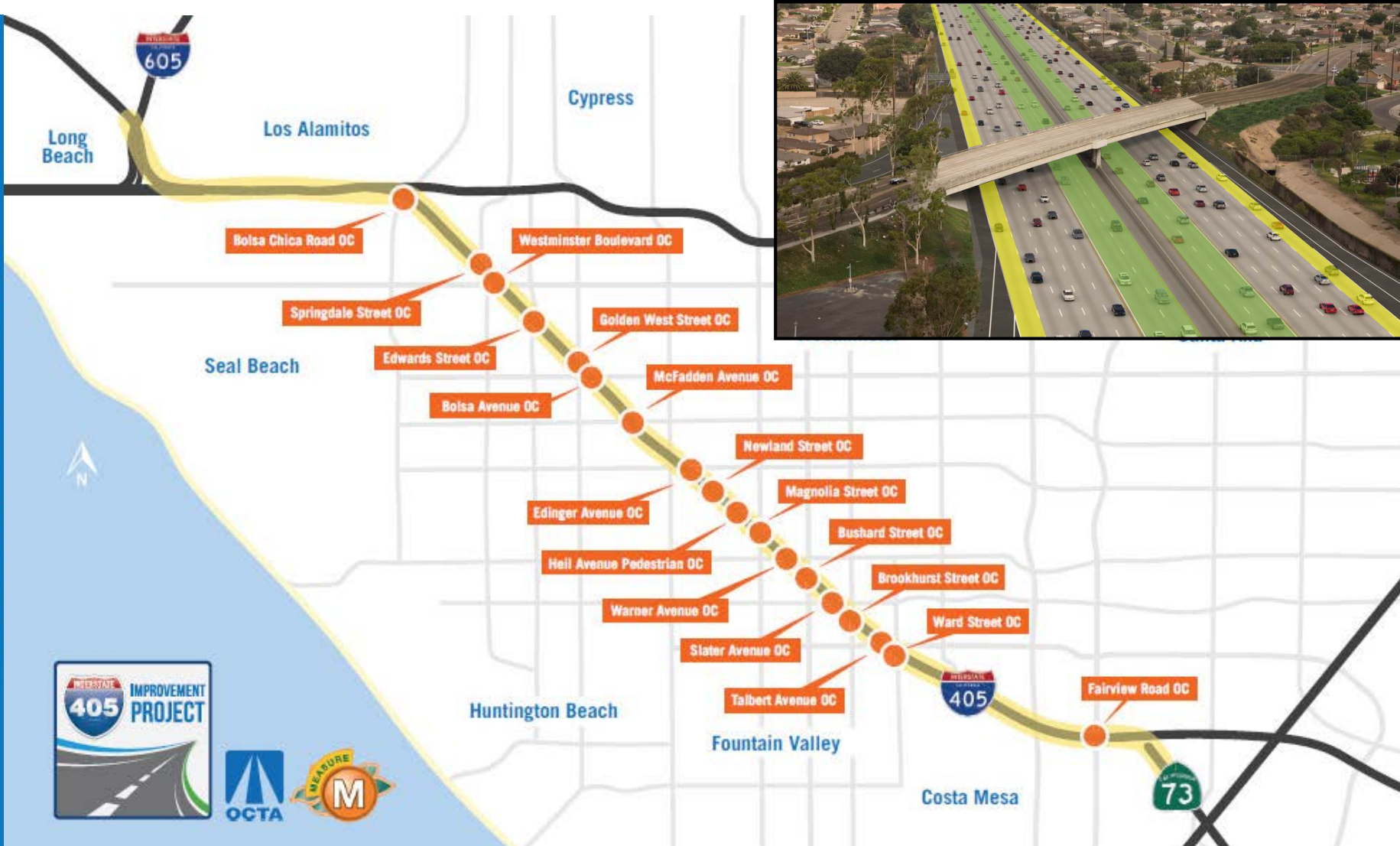
\*Includes approximate values for other State, Federal and Local sources.



# I-405 Improvement Project

SR-73 to I-605

OVERCROSSINGS





# Timeline and Funding

Activity	Date
Develop operating toll agreement with State	
Develop investment grade Traffic and Revenue Study	2016
Release Final D-B RFP	March 2016
CTC Toll Facility Project Approval	May 2016
Award D-B contract	November 2016
Secure financing	2016-2017
Design and build project	2017-2022

## Project Funding Sources



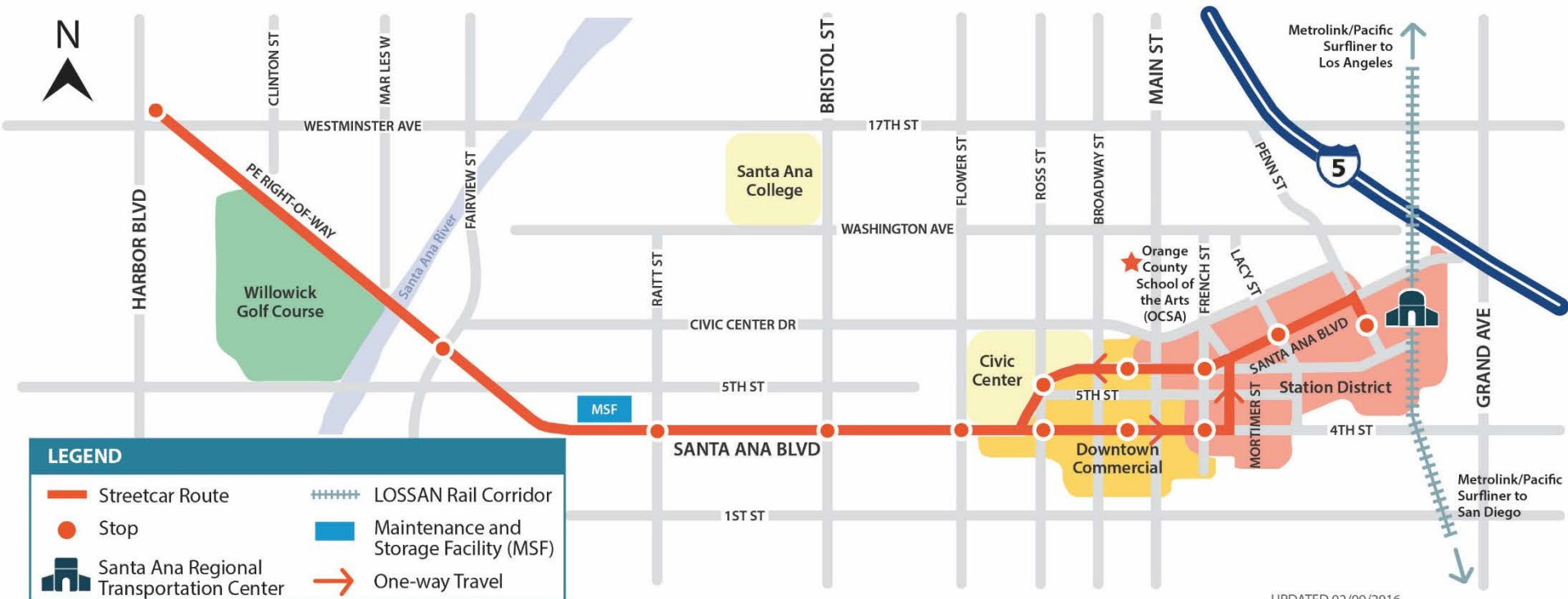
- M2 Sales Tax Revenues (Pay-As-You-Go Funds)
- M2 Sales Tax Revenue Bonds
- State Funds
- TIFIA Loan
- Federal Funds

# Mobility choices: OC Transit 360°



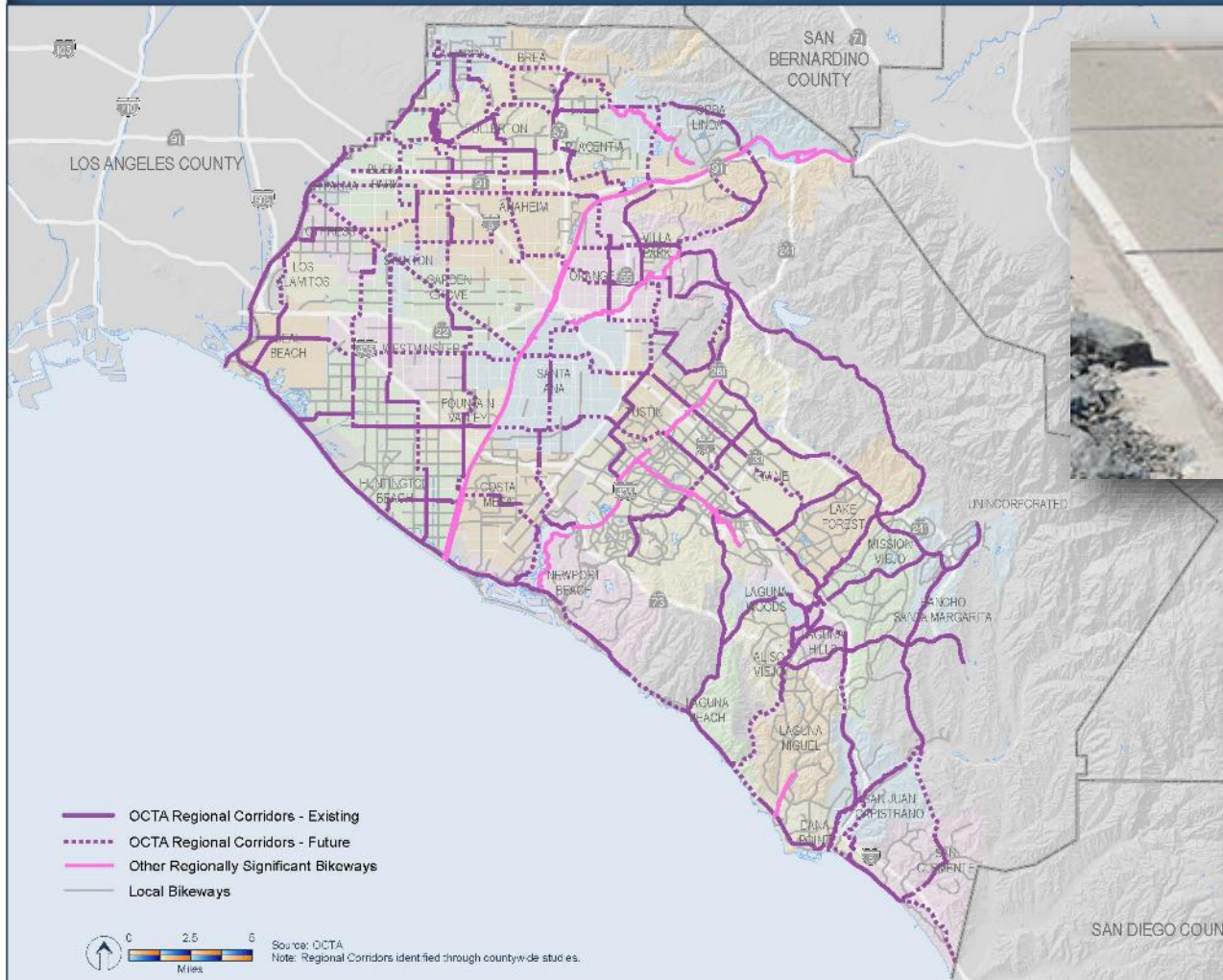


# Mobility choices: OCSTREETCAR



# Mobility Choices: Active Transportation

## Regional Bikeway Corridors



# Environmental Sustainability

- **Freeway Environmental Mitigation Program:**

- Purchased 1,300 acres of open space
- Established 11 habitat restoration projects
- Endowment established to fund long-term management of OCTA Preserves



- **Environmental Cleanup Program (Project X):**

- Funding for water quality improvements throughout OC
- 144 projects; over \$41 million awarded
- Resulted in 213 million gallons of water saved and nearly 500,000 cubic feet of trash removed

