



***Caltrans***<sup>®</sup>

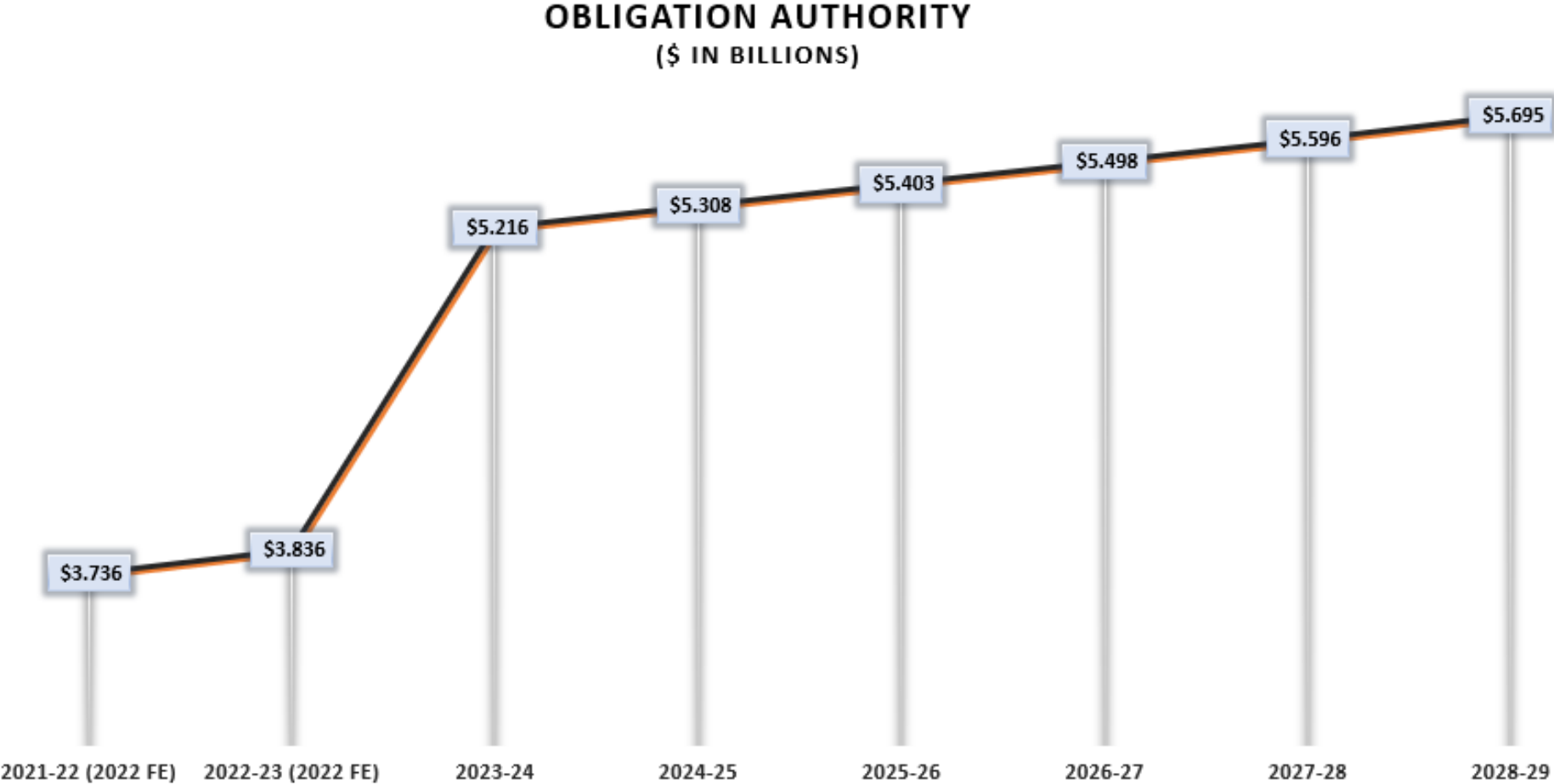
**Draft 2024**  
**State Transportation Improvement Program**  
**Fund Estimate**

Presented to the  
California Transportation Commission

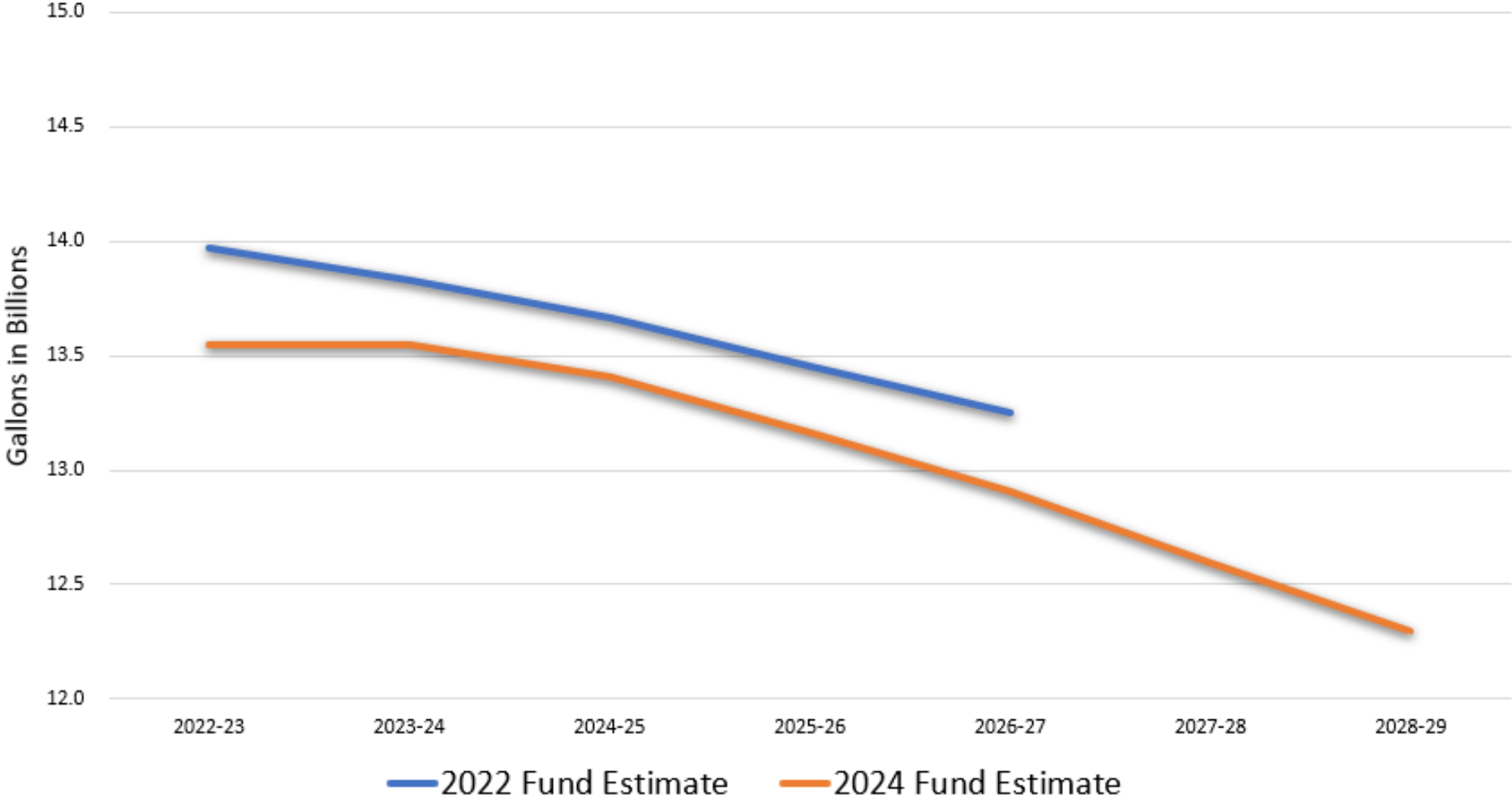
# Draft 2024 STIP Fund Estimate

- The Draft 2024 State Transportation Improvement Program (STIP) Fund Estimate (FE) represents a continuation of the discussion leading to the Commission's proposed adoption in August
- The Department will continue working with Commission staff and may receive additional input and direction on the Fund Estimate as part of the July Workshop
- The Department will reflect changes resulting from the signed 2023-24 Budget Act and associated trailer bills, as needed

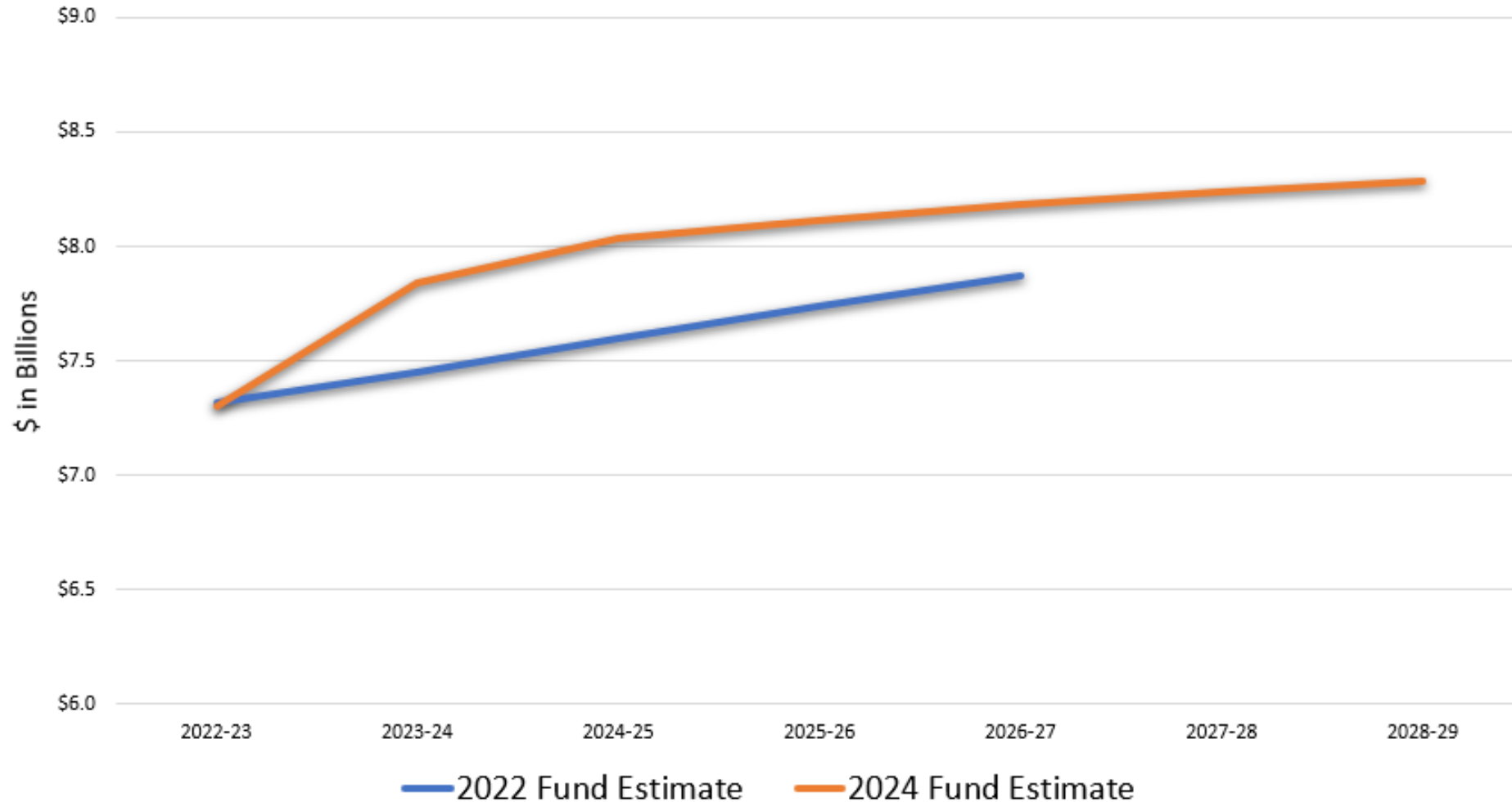
# Factors Impacting Capacity – Federal Funds



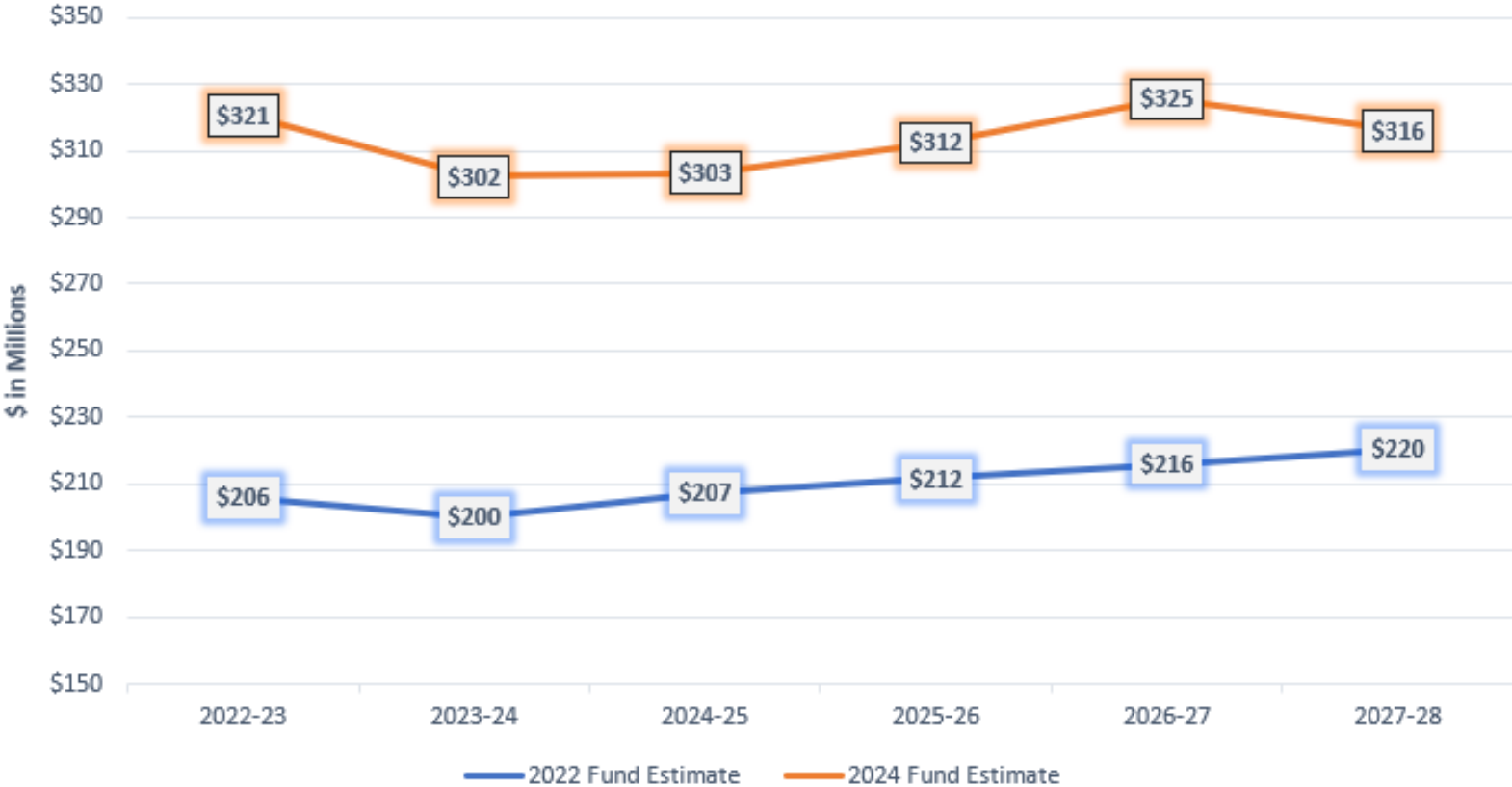
# Factors Impacting Capacity – Gasoline Consumption



# Factors Impacting Capacity – Gross Gas Tax Revenue Collection



# Factors Impacting Capacity – Diesel Sales Tax to State



| Fiscal Year (FY) | Avg. Retail Price | Increase from FY 2020-21 |
|------------------|-------------------|--------------------------|
| 2020-21          | \$ 3.56           |                          |
| 2021-22          | \$ 5.20           | 46%                      |
| 2022-23          | \$ 5.71           | 61%                      |

Note: 2022-23 is through May 2023

# Draft 2024 STIP FE Program Capacity

| Estimated Program Capacity Available, All Funds |                |                |                |                |                 |                 |                 |                 |
|---|----------------|----------------|----------------|----------------|-----------------|-----------------|-----------------|-----------------|
| Fund Estimate Five-Year Period                  |                |                |                |                |                 |                 |                 |                 |
| (\$ millions)                                   |                |                |                |                |                 |                 |                 |                 |
|   | 2023-24        | 2024-25        | 2025-26        | 2026-27        | 2027-28         | 2028-29         | 5-Year Total    | 6-Year Total    |
| <b>2024 FE SHOPP Target Capacity</b>            |                |                |                |                |                 |                 |                 |                 |
| SHA Program Capacity                            | \$3,400        | \$3,400        | \$3,300        | \$3,300        | \$3,300         | \$3,300         | \$16,600        | \$20,000        |
| RMRA Program Capacity                           | \$1,800        | \$1,800        | \$1,800        | \$1,800        | \$1,900         | \$1,900         | \$9,200         | \$11,000        |
| <b>Total 2024 FE SHOPP Target Capacity</b>      | <b>\$5,200</b> | <b>\$5,200</b> | <b>\$5,100</b> | <b>\$5,100</b> | <b>\$5,200</b>  | <b>\$5,200</b>  | <b>\$25,800</b> | <b>\$31,000</b> |
| 2022 SHOPP Program                              | \$4,440        | \$4,440        | \$4,440        | \$0            | \$0             | \$0             | \$8,880         | \$13,320        |
| <b>Net Difference</b>                           | <b>\$760</b>   | <b>\$760</b>   | <b>\$660</b>   | <b>\$5,100</b> | <b>\$5,200</b>  | <b>\$5,200</b>  | <b>\$16,920</b> | <b>\$17,680</b> |
| <b>Cumulative Difference</b>                    | <b>\$760</b>   | <b>\$1,520</b> | <b>\$2,180</b> | <b>\$7,280</b> | <b>\$12,480</b> | <b>\$17,680</b> |                 |                 |
| <b>2024 FE STIP Target Capacity</b>             |                |                |                |                |                 |                 |                 |                 |
| SHA Program Capacity                            | \$475          | \$525          | \$525          | \$500          | \$500           | \$500           | \$2,550         | \$3,025         |
| PTA Program Capacity                            | \$120          | \$105          | \$100          | \$100          | \$100           | \$100           | \$505           | \$625           |
| <b>Total 2024 FE STIP Target Capacity</b>       | <b>\$595</b>   | <b>\$630</b>   | <b>\$625</b>   | <b>\$600</b>   | <b>\$600</b>    | <b>\$600</b>    | <b>\$3,055</b>  | <b>\$3,650</b>  |
| 2022 STIP Program                               | \$638          | \$533          | \$348          | \$265          | \$0             | \$0             | \$1,146         | \$1,784         |
| <b>Net Difference</b>                           | <b>\$43</b>    | <b>\$97</b>    | <b>\$276</b>   | <b>\$335</b>   | <b>\$600</b>    | <b>\$600</b>    | <b>\$1,909</b>  | <b>\$1,866</b>  |
| <b>Cumulative Difference</b>                    | <b>\$43</b>    | <b>\$54</b>    | <b>\$330</b>   | <b>\$665</b>   | <b>\$1,265</b>  | <b>\$1,865</b>  |                 |                 |

**Notes:**

General note: Program capacity includes construction, right-of-way, and capital outlay support.

<sup>1</sup> 2022 SHOPP Program totals from Transportation Programming.

<sup>2</sup> 2022 STIP Program estimates including time extensions and advances as of June 22, 2023 (provided by Commission staff).

# Aeronautics Account Fund Estimate

## ● Highlights

- Assumes full Annual Credit Program (\$1.5 million per year)
- Assumes \$2.5 million transfer from the Local Airport Loan Account in fiscal year 2023-24

## ● Program Capacity

- Approximately \$7 million for allocation by the Commission over the five-year Fund Estimate Period
  - This is contingent upon the \$2.5 million Local Airport Loan Account transfer



# Next Steps

- **Remaining Schedule**

- STIP Fund Estimate Workshop on July 19, 2023
- Final 2024 Fund Estimates presented for adoption at August 2023 meeting

# Questions

