

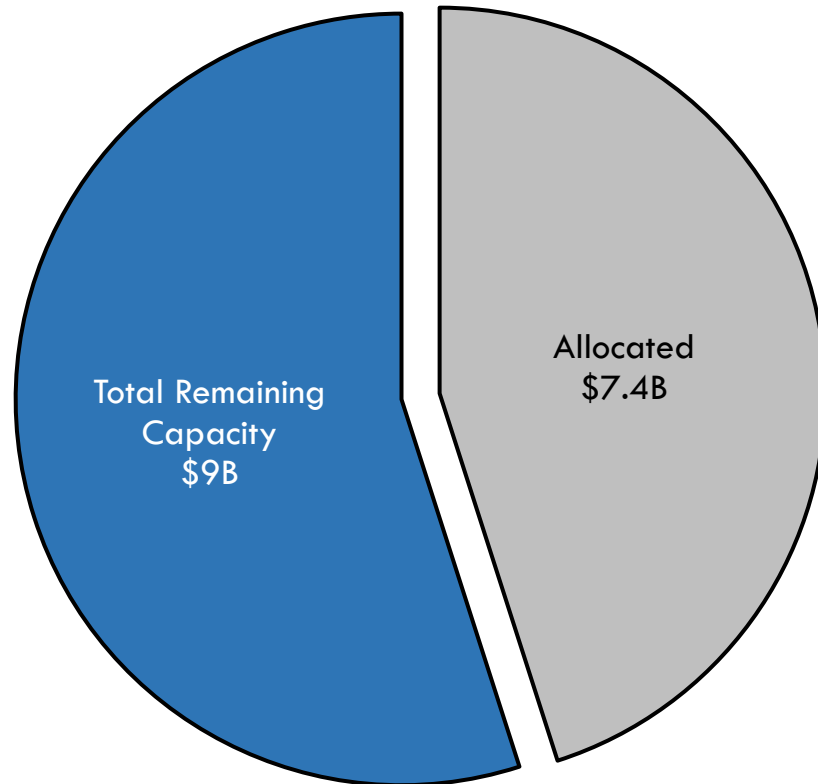


Budget and Allocation Capacity Update

Presented to the
California Transportation Commission

45% of 2023-24 Capacity Allocated Through May 2024

\$16.4 Billion Allocation Capacity



Program	Allocated	
SHOPP ¹	\$ 4,514	69%
STIP ¹	\$ 409	52%
TIRCP	\$ 1,333	24%
LPP	\$ 80	25%
SCCP	\$ 290	53%
TCEP	\$ 503	51%
Other ²	\$ 270	15%

1. Includes authorized changes and rescissions through April totaling -\$97 million for the SHOPP and \$151,000 for the STIP.
2. Other represents Aero, ATP and Bonds.
Amounts may not sum to totals due to independent rounding.

G-12 Progress Report through April 2024

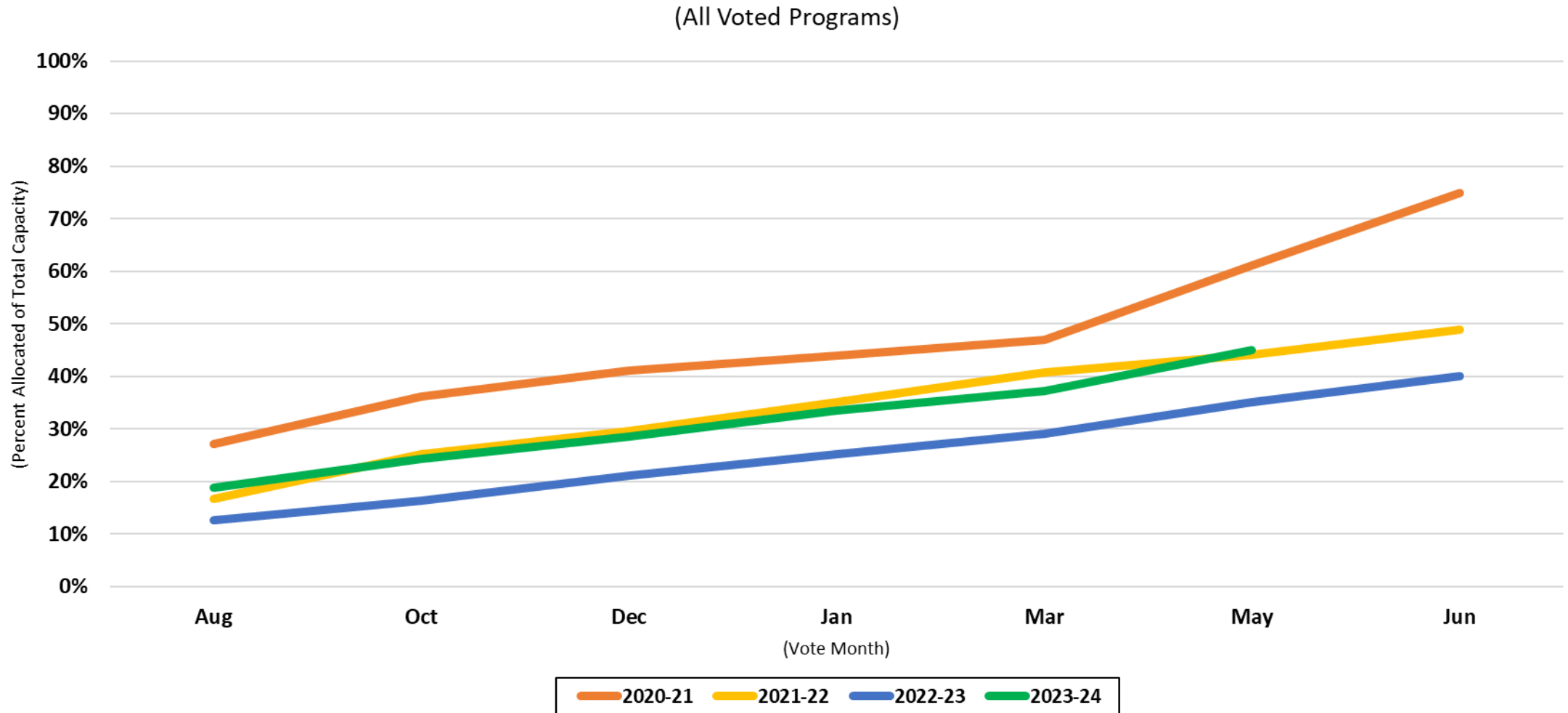
- G-12’s represent delegated authority to make adjustments (increases or decreases) to project funding
- Through April 2024, Caltrans has processed the following changes:
 - SHOPP: Approximately \$101 million in increases from 98 projects, and \$198 million in savings from 146 projects
 - STIP: \$816,100 in increases from 2 projects, and \$665,100 in savings from 5 projects

2023-24 Authorized Changes to Capacity						
Summary through April 30, 2024						
Program	# of Adjustments					Net Change
	Increases	Increase Total	Decreases	Decrease Total	Total ³	
SHOPP ¹	98	\$ 100,865,200	146	\$ (197,813,100)	244	\$ (96,947,900)
STIP ²	2	\$ 816,100	5	\$ (665,100)	7	\$ 151,000
TOTAL	100	\$ 101,681,300	151	\$ (198,478,200)	251	\$ (96,796,900)

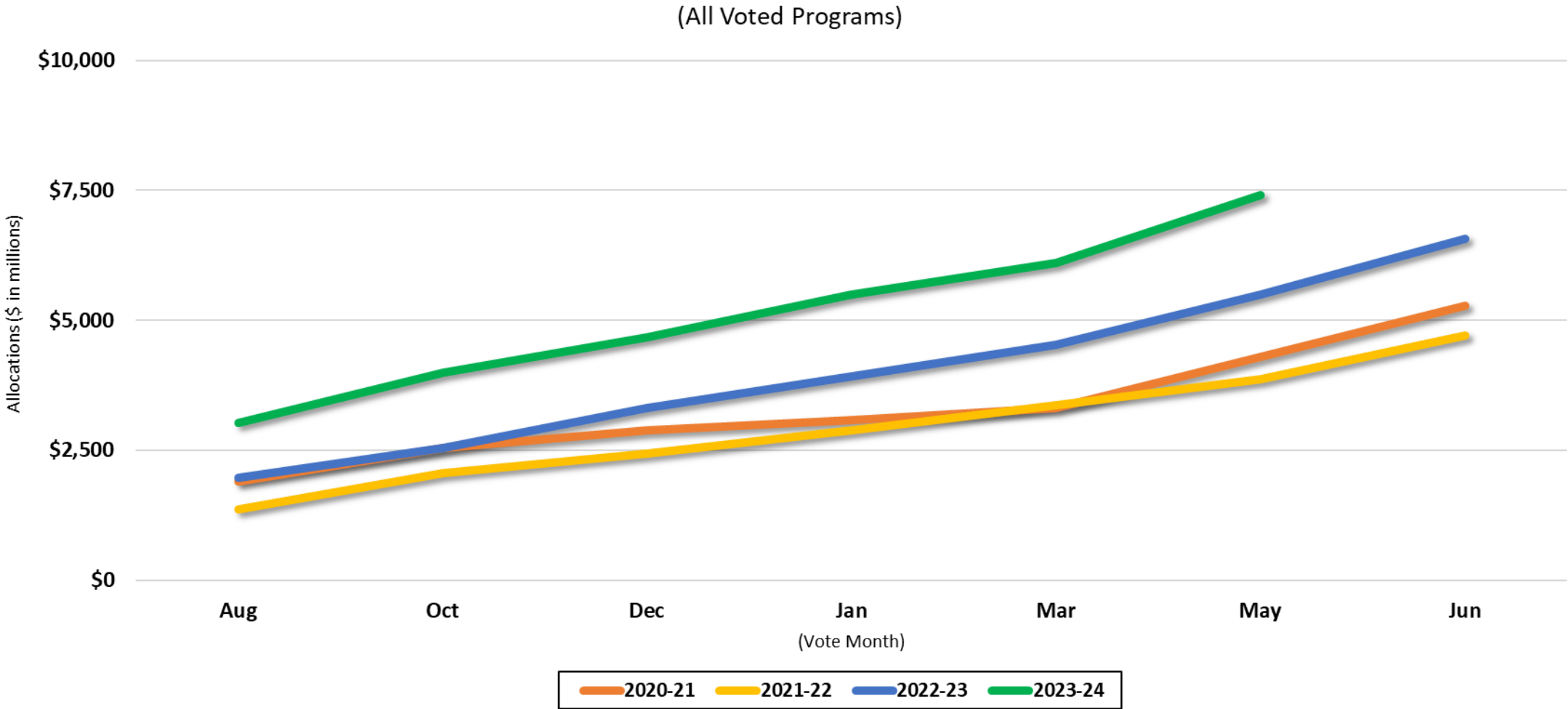
Note: Totals may not add due to rounding

1. Includes SHOPP G-12s, Proposition 1B Bond G-12s (SHOPP Augmentation) adjustments.
2. Includes STIP G-12 and Proposition 1B Bond G-12 (TFA) adjustments.
3. Includes net zero adjustments for Total.

2023-24 Allocations Through May Commission Meeting (Percent Allocated of Total Annual Capacity)



2023-24 Allocations Through May Commission Meeting (Cumulative Annual Amount Allocated)



Budget Update (Pending Approval/Enactment)

- Active Transportation Program
- Transit and Intercity Rail Capital Program (Competitive and Formulaic)
- High Priority Grade Separation Projects
- Reconnecting Communities - Highways to Boulevards
- Intercity Rail Operations funding

2024-25 Draft Allocation Capacity

2024-25 DRAFT Capital Allocation Capacity by Program (\$ in millions)										
<i>Program</i>	<i>SHOPP</i>	<i>STIP</i>	<i>ATP</i>	<i>SCCP</i>	<i>TCEP</i>	<i>TIRCP</i>	<i>AERO</i>	<i>LPP</i>	<i>Bonds</i>	<i>Total</i>
Total Capacity	\$3,900	\$500	\$275	\$250	\$517	\$552	\$1.5	\$200	\$114	\$6,310

- Draft capacity does not account for fiscal year 2023-24 status, including carryover capacity or overallocations
- Final capacity will be presented at the August Commission meeting
- Capacity may need to be adjusted based on the 2024-25 Enacted Budget

Upcoming Events & Looking Ahead

- July

- Anticipated Budget Enactment
- Inflation adjustment for Gasoline and Diesel Excise Taxes

- August

- Final 2024-25 Allocation Capacity presented at Commission meeting
- Federal (FHWA) August Redistribution

Questions

