

## MEMORANDUM

To: CHAIR AND COMMISSIONERS  
CALIFORNIA TRANSPORTATION COMMISSION

CTC Meeting: January 29-30, 2026

From: STEVEN KECK, Chief Financial Officer

Reference Number: 4.23, Action Item

Prepared By: Nicole Longoria, Federal Liaison

Subject: **CALIFORNIA FEDERAL SURFACE TRANSPORTATION REAUTHORIZATION PRINCIPLES**

### **ISSUE:**

Should the California Transportation Commission (Commission) approve the California Federal Surface Transportation Reauthorization Principles document for submittal to Congress, for consideration on the next surface transportation legislative act, being submitted at the January 2026 Commission meeting?

### **RECOMMENDATION:**

The California Department of Transportation (Department) recommends that the Commission approve the California Federal Surface Transportation Reauthorization Principles document for submittal to Congress, for consideration on the next surface transportation legislative act.

### **BACKGROUND:**

On November 15, 2021, President Joseph Biden signed the Infrastructure Investment and Jobs Act (IIJA) (P.L. 117-58, also known as the “Bipartisan Infrastructure Law”) into law, providing historic investments in our nation’s core infrastructure priorities—including roads and bridges, rail, transit, safety, ports and waterways, airports, clean energy and power, resiliency, and broadband. While the IIJA does not expire until September 30, 2026, funding and policy priorities need to be developed well in advance of the expiration date to most effectively influence how the next surface transportation legislation is shaped by Congress and the Trump Administration.

In January 2025, the Department convened the California Federal Affairs Working Group (Working Group) and, over the course of the year, held more than ten sub-working group meetings with over 1,000 participants, ensuring broad and diverse representation from state

and local stakeholders. These meetings aimed to develop a “Consensus Principles” document for federal advocacy. This Working Group is composed of the stakeholders in the State’s transportation system, whose members include the State of California, Metropolitan Planning Organizations, Regional Transportation Planning Agencies, Local and Tribal Governments, transportation providers, industry partners, advocacy groups, and other non-traditional stakeholders. Further, the Department developed a statewide partner survey, a targeted Tribal Transportation survey, and presented at numerous stakeholder meetings to actively seek feedback to ensure California’s collective voice was heard and reflected in these reauthorization efforts.

The California Federal Surface Transportation Reauthorization Principles document outlines California’s key federal transportation priorities, informed by extensive stakeholder input, emphasizing safety, stable funding, innovation, and alignment with national economic and mobility goals. It is intended to build a broad coalition, advance values-based policy priorities, and clearly communicate those priorities to federal policymakers and the public. The Department is circulating the document and soliciting signatories through July 31, 2026.

The 119th Congress has initiated IIJA reauthorization efforts through hearings and stakeholder engagement; however, a comprehensive surface transportation reauthorization bill has not yet been introduced or advanced out of committee. Lawmakers are laying the groundwork for negotiations and drafting as the September 2026 authorization deadline approaches. The intention of the Working Group is that the Federal Surface Transportation Reauthorization process gains momentum this spring and that Congress and the President can work together in a bipartisan way, to recognize the importance of maintaining our nation’s transportation infrastructure. Reauthorizing the IIJA is essential to sustaining California’s role as a national and global economic leader by providing the long-term certainty needed to modernize transportation infrastructure, strengthen supply chains, support workforce growth, and advance innovation. Continued federal investment ensures California can move people and goods efficiently, remain competitive in global markets, and drive economic growth that benefits the entire nation.

Attachment

**California Federal Surface Transportation Reauthorization Principles**  
**Final Draft – DEADLINE TO SIGN ON FRIDAY, JULY 31, 2026**

**“Federal funding is the backbone of transportation infrastructure investments. Without investments in infrastructure California cannot compete with other major world powers. California is committed to maintaining its place as the fifth largest economy in the world.”**

**- Governor Newsom**

**“We are committed to providing a world-class transportation system by making smart investments to upgrade our infrastructure and better serve all travelers. There is no point in having a world-class transportation system if it results in numerous fatalities. The best road safety initiative is prevention, and by keeping USDOT accountable in their prioritization of and commitment to safety, we can better align transportation improvements with community safety needs.”**

**- Toks Omishakin, California Transportation Secretary**

**“Increasing federal funding and decreasing the number of discretionary programs will remove time-consuming and expensive barriers for our local partners to more efficiently increase necessary project delivery.”**

**- Dina El-Tawansy, Caltrans Director**

## TABLE OF CONTENTS

<u>CALIFORNIA'S VISION FOR TRANSPORTATION</u>	2
<u>FEDERAL FUNDING PROVIDES CRITICAL SUPPORT FOR CALIFORNIA'S ECONOMY</u>	3
<u>CORE POLICY PRINCIPLES</u>	4
<u>1.1. Stabilize the Highway Trust Fund and implement timely multi-year surface transportation reauthorization laws</u>	4
<u>1.2. Provide guaranteed funding and limit competitive grants only to critical federal priorities</u>	6
<u>1.3. Streamline federal funding programs to make it easier to deliver projects and meet performance objectives</u>	9
<u>1.4. Allow state and local transportation agencies to direct funds to projects that best meet their needs</u>	13
<u>2. Safety remains California's top transportation priority</u>	15
<u>3.1 California's economic prosperity depends on continued investments in the state's transportation system</u>	17
<u>3.2. Transportation systems Face many emerging issues that threaten to interrupt critical economic pathways</u>	18
<u>3.3. Travelers need transportation options that allow them to freely choose their preferred mode of travel</u>	19
<u>4. Transportation is changing and future programs must embrace transformative technologies and processes</u>	20
<u>SIGNATORIES</u>	21

## LIST OF FIGURES

<u>Figure 1. Federal Highway Account and Federal Mass Transit Account Revenues, Expenditures, and Balances versus California Projected Needs for FFY 2013 through FFY 2034</u>	5
<u>Figure 2. Cumulative State, Local, and Total IJJA Funding Split by Federal Program for FFY 2021 through FFY 2025<sup>1</sup></u>	7
<u>Figure 3. California Discretionary Grant Awards FFY 2022 through FFY 2025<sup>1</sup></u>	8
<u>Figure 4. Proportion of California Federal and State Transportation Fund Sources for State Fiscal Year 2022-2023</u>	10
<u>Figure 5. State and Federal Highway Funding for State Fiscal Year 2025</u>	11
<u>Figure 6. Local Street and Road Funding for State Fiscal Year 2025</u>	12
<u>Figure 7. National Mandatory and Discretionary Expenditures by Modal Administration vs. California State and Federal Expenditures for FFY 2013 through FFY 2025</u>	14
<u>Figure 8. Transportation Fatalities by Mode, 2010-2023.</u>	16

## CALIFORNIA'S VISION FOR TRANSPORTATION

The California Department of Transportation's (Caltrans') vision is a thriving and connected California. This vision carries both national and global impacts. To achieve our vision, we recommend Congress focus on these core policy principles to guide the next surface transportation reauthorization legislation package:

**1. Enacting Funding Reforms:** California's transportation infrastructure needs sustainable federal funding, but federal investments are failing to keep pace with our state and local investments. Congress should stabilize the federal Highway Trust Fund, implement a timely multi-year surface transportation reauthorization, allow maximum transferability among formula program categories, reduce the number of discretionary competitive grant programs, and streamline complex and duplicative programs to remove barriers to funding transportation projects.

**2. Prioritizing Safety First:** Safety is our number one priority, and the only acceptable number of deaths is zero. That is why California is committed to reaching our goal of zero deaths and serious injuries on California's roads by 2050 by implementing the Safe Systems Approach. Congress should fund robust, proactive safety programs—including programs targeted at changing behaviors—and focus the U.S. Department of Transportation's (US DOT's) resources on improving multimodal safety outcomes.

**3. Supporting Economic Prosperity:** Transportation drives our economy, but we can't build tomorrow's infrastructure with yesterday's workforce. California needs a pipeline for skilled workers to enter the workforce through training programs, university partnerships, and hiring commitments. Congress should prioritize people and communities and not just pavement.

**4. Advancing Transportation Innovation:** California is a national leader in innovative processes, pioneering technology, and intelligent transportation systems (ITS). Congress should streamline transportation project delivery to provide states like ours with the flexibility to experiment with, and harness, new technologies and processes, reform the environmental review process to achieve better outcomes for infrastructure and the environment and simplify federal permitting actions. Congress should also support emerging transformative technologies and take measures to prepare our infrastructure for these technologies.

## FEDERAL FUNDING PROVIDES CRITICAL SUPPORT FOR CALIFORNIA'S ECONOMY

**World class infrastructure drives California's economic prosperity and connects people and goods to destinations like jobs, schools, hospitals, and marketplaces every day.**

Transportation is the backbone of California's \$4.1 trillion economy—the fifth largest in the world—and is essential to the movement of goods and people that directly sustain nearly 40 million residents, or about 12 percent of the U.S. population. California's transportation system is the most complex in the nation, with 58 counties (25 self-help counties), 483 cities, 18 metropolitan planning organizations (MPOs), 26 regional transportation planning agencies (RTPAs), 237 transit agencies, more than 30 passenger and freight rail operators, and 109 federally recognized tribal governments—all working together to plan, fund, and deliver transportation projects.

The state anchors the national supply chain through its 11 major seaports, including the Ports of Los Angeles and Long Beach, which together handle approximately 40 percent of all U.S. containerized trade.<sup>1</sup> California is also home to more than a dozen major cargo airports and three land ports of entry with Mexico that support high volumes of freight and cross-border commerce. As the nation's leading trade gateway, California's transportation network underpins U.S. economic growth, trade competitiveness, and the national supply chain—making continued federal investment in this infrastructure critical to the national economy.

Safety is California's top transportation priority. Unfortunately, from 2013 to 2021, California experienced an overall 29 percent increase in traffic fatalities on public roads. That is why California adopted the safe system approach in 2020 as the method to reach our goal of zero fatalities and serious injuries by 2050. The safe system approach rests on five principles: Death and serious injuries are unacceptable, humans make mistakes, humans are vulnerable, responsibility is shared, safety is proactive, and redundancy is essential. California is committed to turning these trends around and making our systems safe for all travelers, regardless of how they chose to travel.

At the same time, the transportation system is changing, and so are the needs of our communities. California faces more demands than ever to turn industry challenges into opportunities for progress. Transformative investments in technology present one of the greatest opportunities to improve the lives of all Californians by making travelling safer, more efficient, and more reliable. California also faces significant workforce development needs to ensure a skilled pipeline of transportation professionals—from engineers and planners to skilled trades and logistics specialists. Achieving our vision will require us to address workforce gaps and expand the state's infrastructure capacity to sustain long-term economic growth.

**California's federal transportation priorities closely align with the American Association of State Highway and Transportation Officials (AASHTO) policy recommendations on surface transportation reauthorization 2 and the US DOT's reauthorization principles 3 of enhancing transportation safety, accelerating project delivery for transportation projects, increasing opportunities through investment in transportation infrastructure, and strengthening partnerships to improve transportation outcomes.**

<sup>1</sup> [Trade & Logistics: L.A. County Trade Sector at a Glance](#). Los Angeles County Economic Development Corporation. Retrieved September 23, 2025.

<sup>2</sup> [AASHTO Transportation Policy Forum Reauthorization Resources](#). AASHTO. Retrieved September 5, 2025.

<sup>3</sup> [U.S. Transportation Secretary Sean P. Duffy Kicks Off Surface Transportation Reauthorization to Get America Building Again](#). US DOT. July 17, 2025.

## CORE POLICY PRINCIPLES

### 1.1. STABILIZE THE HIGHWAY TRUST FUND AND IMPLEMENT TIMELY MULTI-YEAR SURFACE TRANSPORTATION REAUTHORIZATION LAWS

**Congress should continue IJA funding levels (plus inflation) as a baseline for the next surface transportation reauthorization act and enact highway trust fund solvency reforms.**

After the Infrastructure Investment and Jobs Act (IIJA; P.L. 117-58) ends in federal fiscal year (FFY) 2026, Congress will need to identify an additional \$114 billion (adjusted for inflation) over the next six years just to maintain current federal transportation spending levels. It is crucial for federal transportation programs to provide long-term funding stability so major multi-year projects can be completed on time and on budget.

At the same time, federal revenue is decreasing over time because the primary funding mechanism—the federal gas tax—is consumption-based and is affected by increasing fuel efficiency, changing travel patterns, and the rising market share of alternatively-fueled vehicles. In recent reauthorizations, Congress has used general funds to backfill diminishing highway trust fund revenues. In the near term, Congress will need to find ways to match transportation funding to expenditures, while the nation continues to explore other long-term alternatives to modernize and stabilize funding, like a national road usage charge or vehicle registration fee.

Figure 1 depicts the US DOT's accounting of the federal Highway Trust Fund levels, revenues collected, and expenditures for 2013 through 2024, along with the Congressional Budget Office's projections for fund levels and California's projected transportation funding needs for the years 2025 through 2034.

This figure illustrates the federal Highway Trust Fund's structural cash flow issues and underscores the depth of its fiscal challenges:

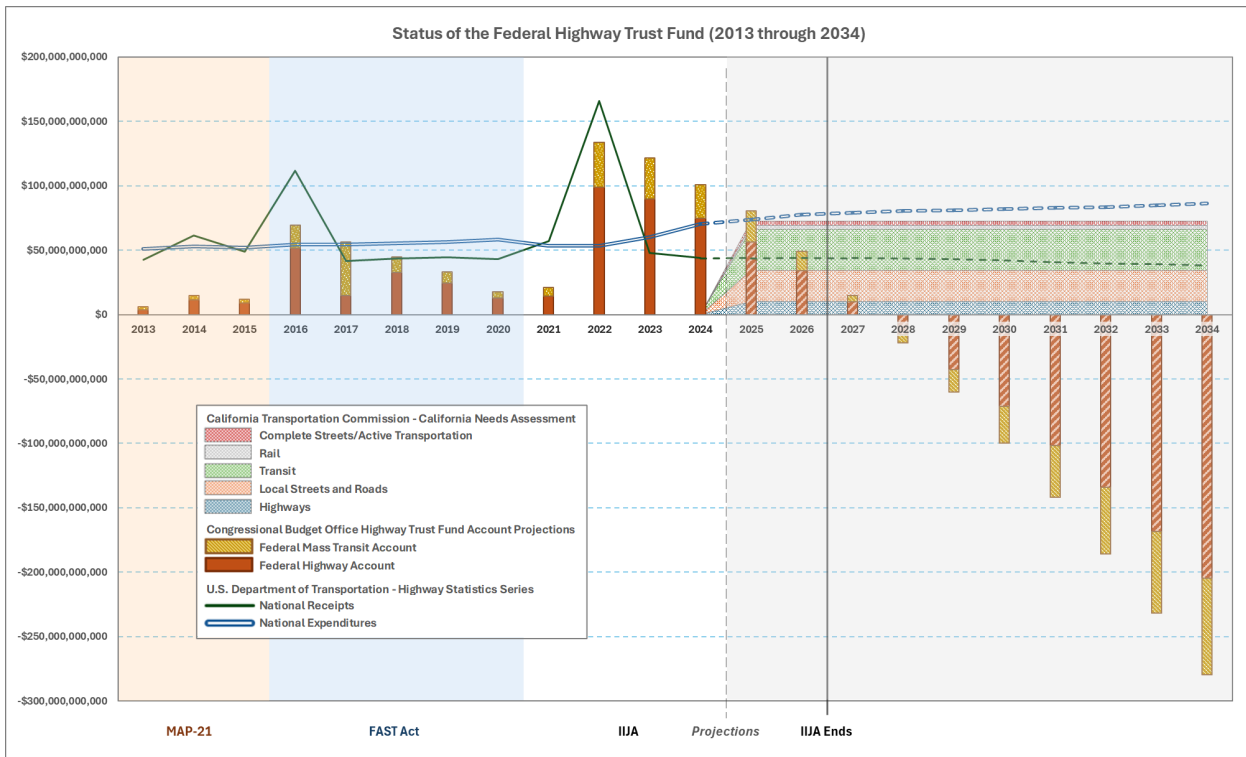
- Generally, federal spending on transportation is rising to meet the demand for more transportation infrastructure, including higher construction costs, deferred maintenance, increasing project complexity, and more frequent natural disasters.
- Large revenue spikes in 2016 and 2022 show one-time Congressional appropriations of general funds for transportation from prior multi-year surface transportation reauthorization bills: The Fixing America's Surface Transportation (FAST) Act in 2015 and the IIJA in 2022.
- In 2025, California completed its first comprehensive [State and Local Transportation System Needs Assessment](#) to project the state's transportation needs, available revenues, and funding gaps through the year 2035. California's estimated transportation needs are expected to be approximately \$756.8 billion over the next 10 years, while anticipated revenues are expected to decline by up to \$31 billion, for an estimated 10-year revenue of only \$541 billion.

**Without action from Congress, the federal Highway Trust Fund will become insolvent in 2028, putting transportation projects nationwide at risk of funding shortfalls. Major transportation projects often take multiple years to complete and need stable funding sources to avoid scheduling delays and cost overruns.**

**Congress should address the structural deficiencies of these funds through a combination of reforms, potentially including raising revenues, regular multi-year appropriations of general funds for transportation, or matching federal spending to available funds.**

## TRUST FUND INSOLVENCY IS OUTPACING PROJECTED NEEDS, AND FUNDING GAPS CONTINUE TO GROW

**Figure 1. Federal Highway Account and Federal Mass Transit Account Revenues, Expenditures, and Balances versus California Projected Needs for FFY 2013 through FFY 2034**



<sup>1</sup> [Senate Bill 1121 - State and Local Transportation Full Needs Assessment](#). California Transportation Commission. Retrieved September 9, 2025.  
<sup>2</sup> [Baseline Projections Highway Trust Fund Accounts Projections, January 2025](#). Congressional Budget Office. Retrieved September 9, 2025.  
<sup>3</sup> [Highway Statistic Series Publications 2013-2023](#). U.S. Department of Transportation, Federal Highway Administration (FHWA). Retrieved September 9, 2025.

## **1.2. PROVIDE GUARANTEED FUNDING AND LIMIT COMPETITIVE GRANTS ONLY TO CRITICAL FEDERAL PRIORITIES**

**Congress should reduce the number of competitive grant programs and focus on providing guaranteed formula funding to state and local governments.**

The IIJA authorized more than \$560 billion in transportation spending over 5 years, creating many new programs and distributing \$196 billion through more than 100 new and existing competitive discretionary grants—representing almost 30 percent of total IIJA funding.<sup>1</sup> However, many state, regional, and local entities have expressed concerns that competitive grants can allow federal agencies to pick winners and losers, subject grantees to too many restrictive requirements, and unnecessarily delay projects through lengthy grant execution processes.<sup>2</sup> Overreliance on competitive grant programs also unnecessarily delayed the benefits of the IIJA's historic increases in transportation funding by requiring US DOT to set up new programs and issue guidance that takes years to develop.

Figure 2 shows how California has allocated its share of \$22.7 billion in federal formula funding received over the course of the IIJA, while Figure 3 notes the 49 competitive grant programs from which California entities received a total of \$11.3 billion in federal awards. The state has also historically had the second highest rate nationwide of transferring monies between formula funding programs.<sup>3</sup>

Figures 2 and 3 show that California has received almost one-third of its overall IIJA funding through numerous federal grant programs:

- California has continued to split federal highway funding from these formula programs so that approximately 60 percent is allocated to the state, and 40 percent is allocated to local agencies. California remains committed to reaching an approximate 60:40 split of federal funding between state and local interests under future surface transportation programs.
- California also has the largest Native American population of any U.S. state, with 109 federally recognized tribes. Many tribes lack the staff capacity and resources to compete effectively for state and federal grants, which is a challenge the Bipartisan Infrastructure Law attempted to address with dedicated tribal funding.
- Transportation agencies submitted thousands of applications for IIJA competitive grant programs, spending significant staff resources to chase federal funds that may never materialize. Future federal transportation funding programs should limit the number and scale of competitive grants programs to avoid the inefficiency of soliciting many thousands of applications, only to award a small number of projects based on subjective criteria after significant delays in time.
- Federal aid cost share on those projects that are selected for a competitive grant should be 95 percent or more, to incentivize applications from disadvantaged, low-income, or rural areas that struggle to compete for funding with well-resourced jurisdictions.

**Congress should ensure that future laws limit competitive grant programs only to very specific, narrowly tailored federal interests that provide US DOT with clear statutory law for eligibility and set timelines for application evaluation and grant execution.**

**California supports AASHTO's recommendation that Congress should focus future funding on core highway and transit formula programs, while continuing to ensure tribal governments receive dedicated funding to address their needs. Congress should also maintain the existing ability for states to transfer formula funding between programs to let state and local governments best address their transportation needs.**

**Congress should set a maximum cap of 5 to 10 percent on the overall amount of funding disbursed through discretionary competitive grant programs, maintaining only the most significant and highest priority modal or objective-based programs. Congress should also consolidate or remove overlapping or duplicative funding programs to simplify the process for funding large-scale transportation projects.**

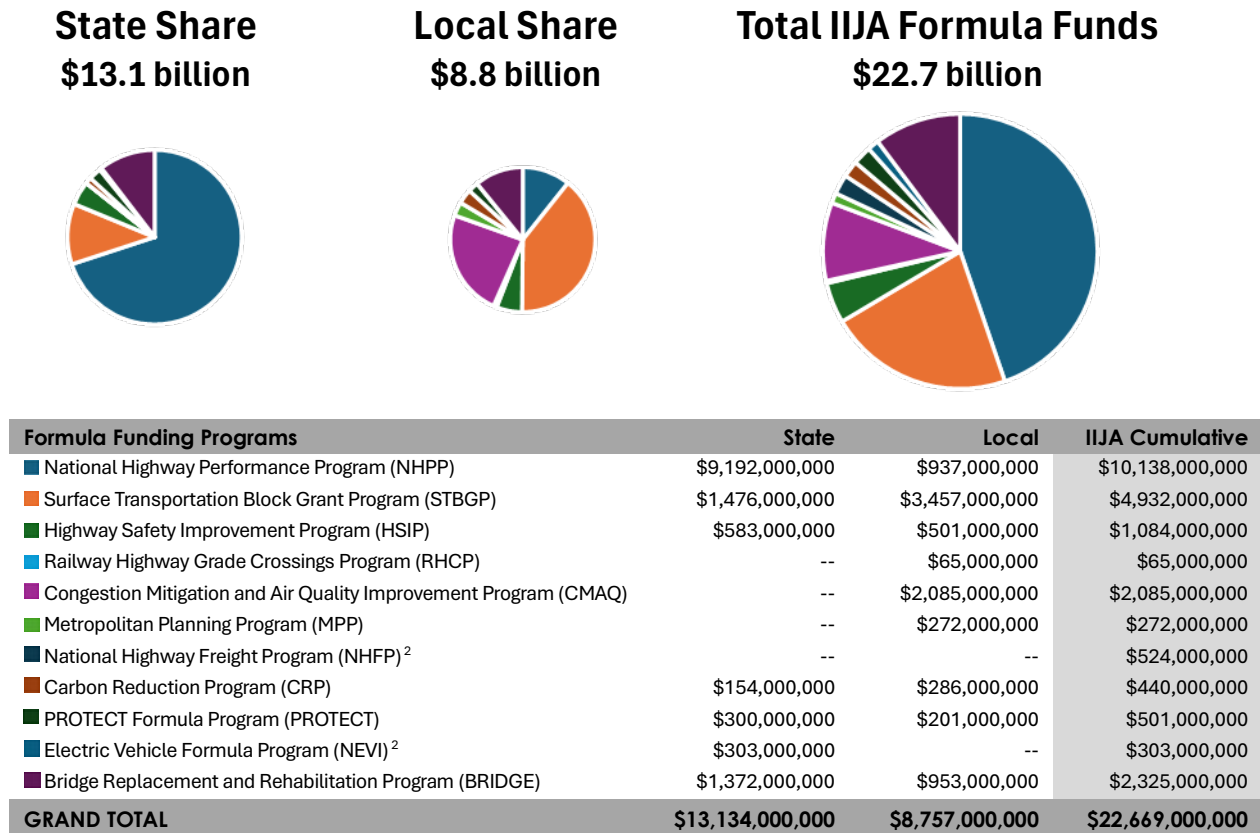
<sup>1</sup> [Department of Transportation Discretionary Grants: Stakeholder Perspectives](#). U.S. House of Representatives, Committee on Transportation and Infrastructure. March 7, 2024.

<sup>2</sup> [House Committee Looks at IIJA Competitive Grants](#). ENO Center for Transportation. March 8, 2024.

<sup>3</sup> [Federal Funding Flexibility: Use of Federal-Aid Highway Fund Transfers by State DOTs](#). Transportation Research Board. 2022.

## CALIFORNIA DISTRIBUTED BILLIONS IN FORMULA FUNDING TO LOCAL GOVERNMENTS AND RECEIVED ONE-THIRD OF TOTAL FEDERAL TRANSPORTATION FUNDS FROM COMPETITIVE GRANTS

Figure 2. Cumulative State, Local, and Total IJJA Funding Split by Federal Program for FFY 2021 through FFY 2025<sup>1</sup>



<sup>1</sup> [Building CA Public Infrastructure Investment Dashboard](#). California Department of Transportation. Retrieved on October 23, 2025.

<sup>2</sup> NHFP funds are allocated by the California Transportation Commission (CTC) as part of the Trade Corridor Enhancement Program (TCEP). NEVI funds are allocated by the California Energy Commission (CEC) to eligible projects that are consistent with the FHWA-approved NEVI plan.

**Figure 3. California Discretionary Grant Awards FFY 2022 through FFY 2025**

<b>California was awarded            \$11.3 billion from 49 federal            discretionary grant programs</b>	
ADCMS	LCTM
AIG	Low/No-Emission
AIP	MCSAP
AMHP	MEGA
AOP	Modernizing NEPA
AoPP	PIDP
ASAP	PROTECT
ATP	R&E
ATTAIN	RAISE
BBF	RCE
BIP	RCP
BUILD	RIA
CFI	RTA
CIDP	RTEPF
CRISI	Rural STG
CRP	RVP (\$ 5337)
CSB	SIRC
CTP	SMART
EVC-RAA	SS4A
Ferry Program	SSG
FSP	TOD Pilot
H2Hubs	Tribal Transit
HCTP	TTP
ICAM	WCPP
INFRA	

### **1.3. STREAMLINE FEDERAL FUNDING PROGRAMS TO MAKE IT EASIER TO DELIVER PROJECTS AND MEET PERFORMANCE OBJECTIVES**

**Congress should reduce administrative burdens, remove unnecessary restrictions, and combine overlapping programs to allow states to develop innovative solutions and deliver projects faster.**

Between 1916 and 2012, Congress distributed federal road funds primarily by formulas that considered key factors like land area, population, urbanization, and road mileage. However, since the enactment of the Moving Ahead for Progress in the 21<sup>st</sup> Century Act (MAP-21; P.L. 112-141), federal funding has instead prioritized returning a fixed percentage of funds paid into the Highway Trust Fund (95 cents for each dollar paid), rather than basing formulas on policy objectives or other criteria. The IJA combined surface transportation with broader infrastructure programs for the first time and added many new formulas and discretionary transportation funding programs.<sup>1</sup>

Each federal funding program comes with its own sets of laws, regulations, and guidance to meet federal objectives and outcomes. These program-specific rules are overlaid on funding restrictions, performance measures, and other procedures to create an arcane web of obscure and often impenetrable administrative rules. These dollars are then combined with state and local monies that contain their own rules and procedures to cobble together funding for a transportation project that then must abide by every restriction.

Figure 4 shows the proportionate share of revenue sources used for transportation in state fiscal year (SFY) 2022-23:

- Figure 4 shows that roughly one-fifth of California's transportation funding comes from the federal government (mainly from federal excise taxes on gasoline and diesel) and that some of these funds are directly redistributed to local governments. Approximately one-third of funding comes from state sources (mainly from fuel taxes and vehicle fees). Slightly less than half of funding comes from local sources (mainly from local sales taxes and transit fares) and a little more than sixty percent of these funds are redistributed directly to local governments.
- This figure shows that a combination of federal, state, and local revenues from a variety of sources flow through multiple state accounts and programs into many channels, only to end up combined to fund large-scale state and local transportation projects.
- At each step in these processes, federal and state laws and regulations add their own rules, conditions, and processes to these funding streams, which results in a wide array of overlapping and complicated project requirements.

**Instead of favoring categorical programs, competitive grants, and earmarks that create administrative inefficiencies, complex and conflicting requirements, and burdensome bureaucratic rules that restrict innovation, the next surface transportation law should remove most programmatic funding restrictions and provide states with appropriate funding by simple to understand formulas.**

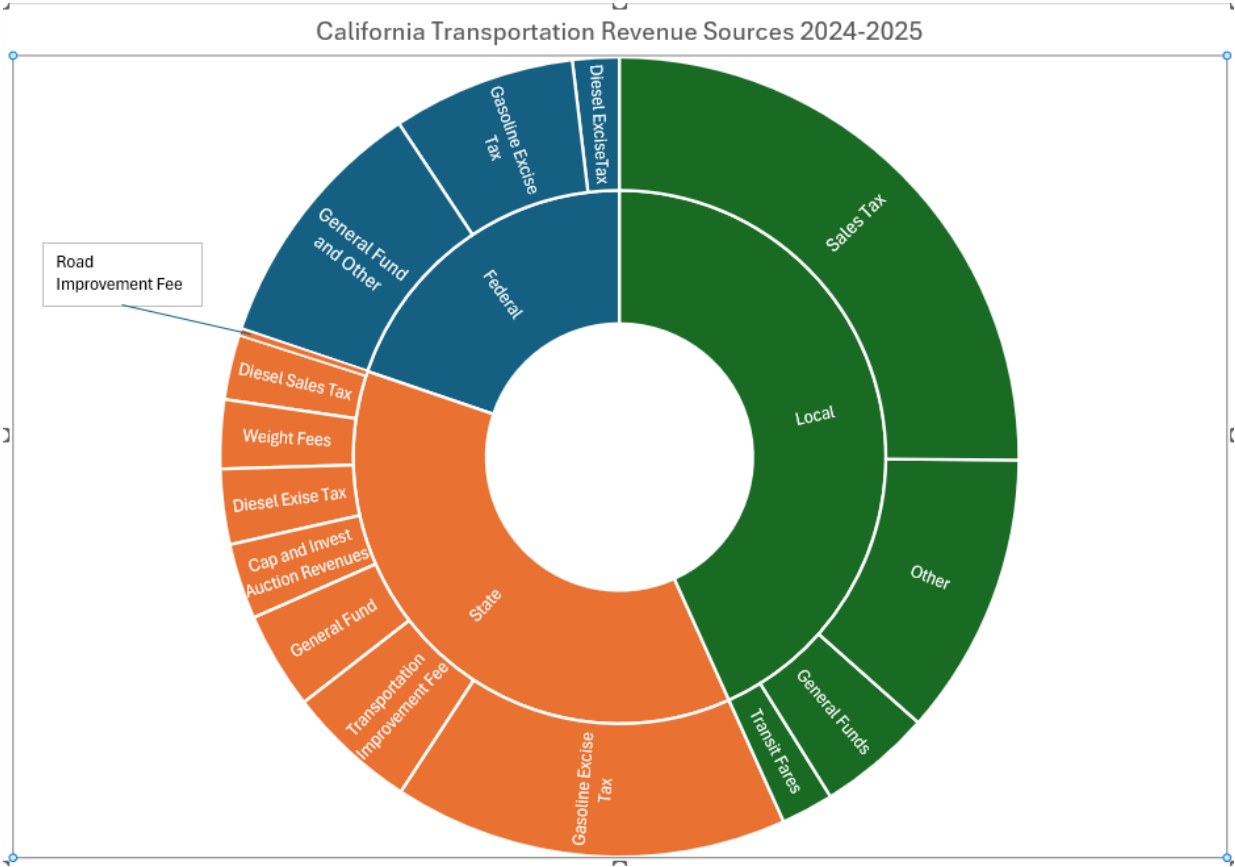
**These formulas should either simply guarantee redistribution of dollars collected from federal taxes to each state without further rules or restrictions or use clear and easy to understand formula metrics like land area, overall and urban populations, and road mileage to allocate funds.**

**Moreover, to enhance flexibility and program efficiency, Congress should allow maximum transferability among formula program categories, without federal approval, ensuring states can direct funds to the right projects at the right time.**

<sup>1</sup> [The Highway Funding Formula: History and Current Status Under the Infrastructure Investment and Jobs Act](#). Congressional Research Service. February 15, 2024.

# RELIABLE FEDERAL, STATE, AND LOCAL FUNDING ARE ALL NEEDED TO MEET TRANSPORTATION DEMANDS

## Figure 4. Proportion of California Federal and State Transportation Fund Sources for State Fiscal Year 2022-2023



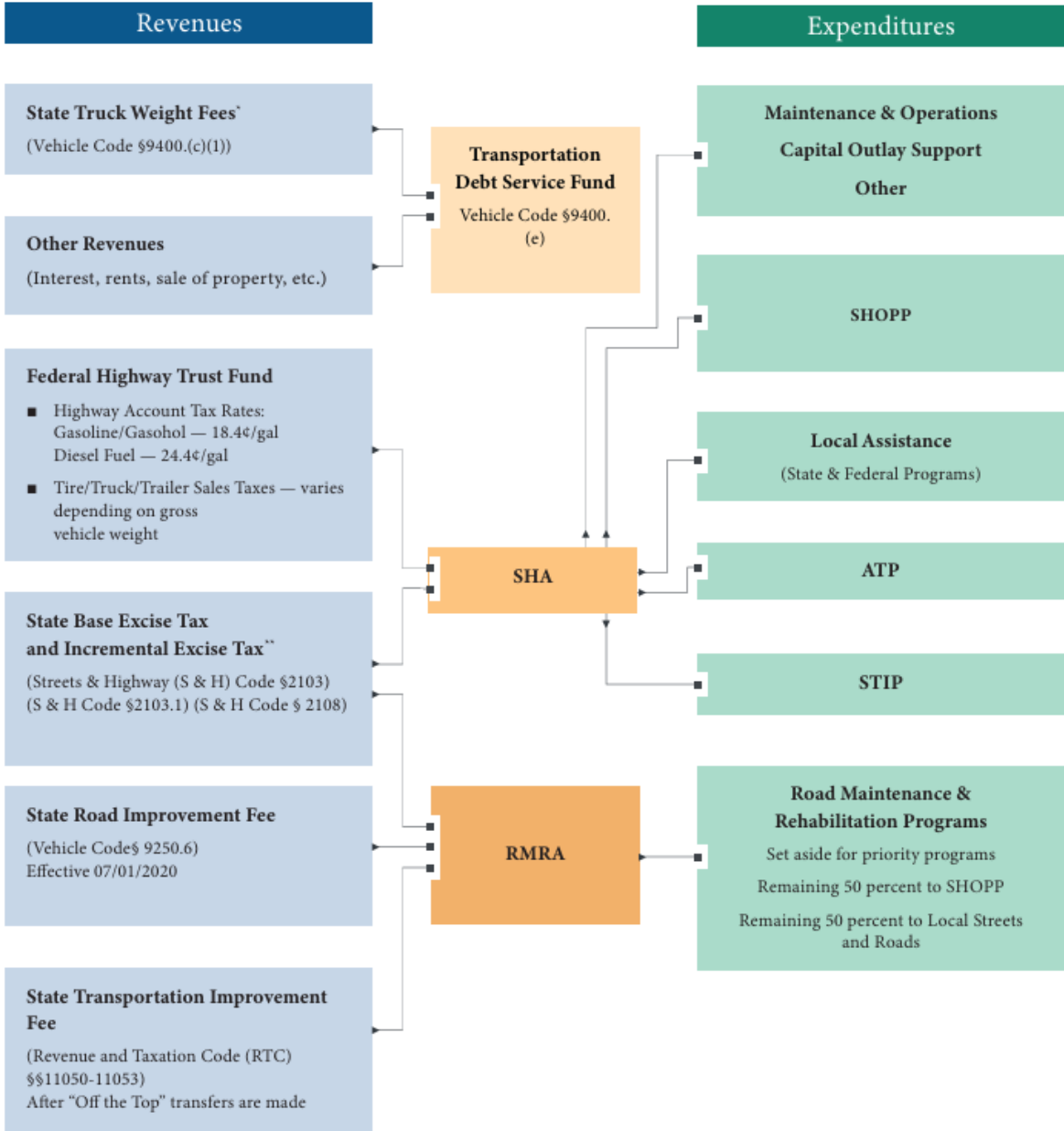
<sup>1</sup> [Building CA Public Infrastructure Investment Dashboard](#). California Department of Transportation. Retrieved October 29, 2025.

<sup>2</sup> [FY 24-25 California Transportation Financing Package](#). California Department of Transportation. Retrieved October 29, 2025.

<sup>3</sup> [Overview of Transportation Funding in California](#). Legislative Analysts Office. Retrieved October 29, 2025.

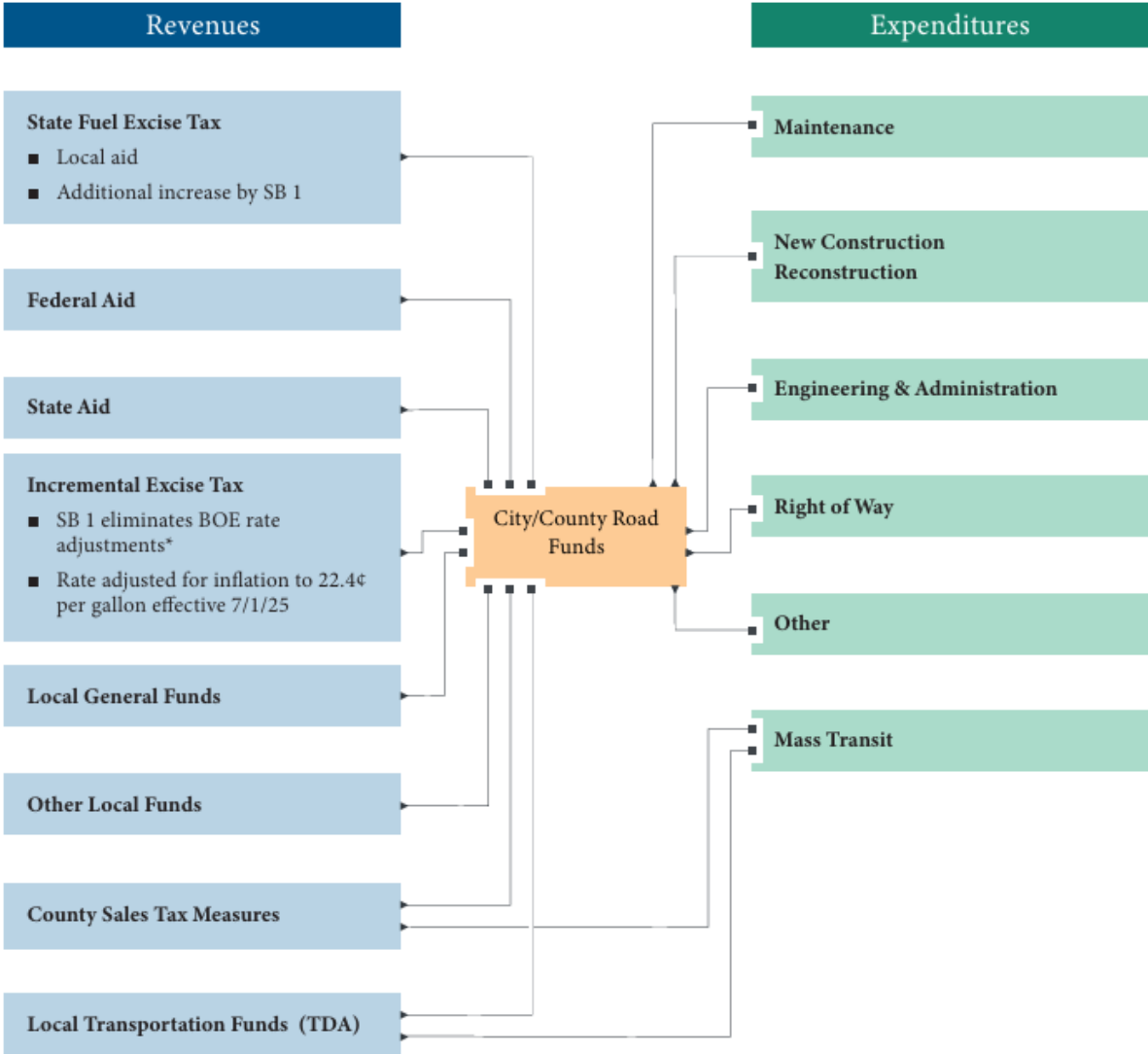
<sup>4</sup> [Local Government Financial Data](#). California State Controller's Office. Retrieved October 29, 2025.

**Figure 5. State and Federal Highway Funding for State Fiscal Year 2025**



<sup>1</sup> For more information, please visit [Transportation funding in California 2025](#). California Department of Transportation.

**Figure 6. Local Street and Road Funding for State Fiscal Year 2025**



<sup>1</sup> For more information, please visit [Transportation funding in California 2025](#). California Department of Transportation.

## **1.4. ALLOW STATE AND LOCAL TRANSPORTATION AGENCIES TO DIRECT FUNDS TO PROJECTS THAT BEST MEET THEIR NEEDS**

**Congress should provide stable federal funding that meets state and local needs, while prioritizing safety and efficiency across all modes of travel.**

On July 17, 2025, US DOT Secretary Sean Duffy outlined an agenda for surface transportation reauthorization focused on four key pillars: enhancing safety across all modes of transportation, accelerating project delivery, increasing opportunities for strategic investments, and expanding partnerships with states and other stakeholders to improve transportation outcomes. Similarly, the U.S. House of Representative Transportation and Infrastructure Committee Chair, Sam Graves, has signaled that the committee intends to refocus on core infrastructure that moves people and goods safely and efficiently, while cutting red tape, accelerating project delivery, and providing states flexibility to address their priorities.

California's federal priorities generally align with these key reauthorization principles, and the state remains committed to advancing safety first, but current federal funding models do not adequately invest in safety and do not offer sufficient choices for travelers. Funding breakdowns by US DOT's modal administrations show that federal funding is highly concentrated on highway programs that prioritize car travel over all other forms of transportation, moving people in inefficient ways. Furthermore, federal investments in transportation infrastructure in California represent less than a quarter of the state's total transportation funding.

Figure 5 illustrates the funding disparities by modal administration and the proportionate share of funding from federal, state and local sources for FFY 2013 through 2026:

1. This figure clearly shows that highways (FHWA) receive the vast majority of US DOT's annual funding, both before and after the IJJA, compared to other modal administrations that receive much less funding. This locks state and local governments into supporting forms of travel that do not meet their constituents' needs.
2. The figure also shows that annual state and local expenditures in California are roughly four times the amount of federal expenditures. The federal government needs to keep pace with state investments by paying their fair share of infrastructure costs.
3. Since 2015, almost all federal transportation spending has been marked as discretionary spending, requiring Congress to take annual appropriation votes to continue funding transportation infrastructure. Delays in the appropriations process introduce uncertainty that federal funds will be available for projects that are expected to use this funding source.

**Congress should tie federal funding to broad transportation objectives such as safety outcomes, traveler mobility, efficiency in reaching destinations, and infrastructure conditions, instead of siloing funding within modal administrations. Congress should also ensure states have sufficient flexibility to spend funds on projects that meet state and local needs while also meeting these overall objectives.**

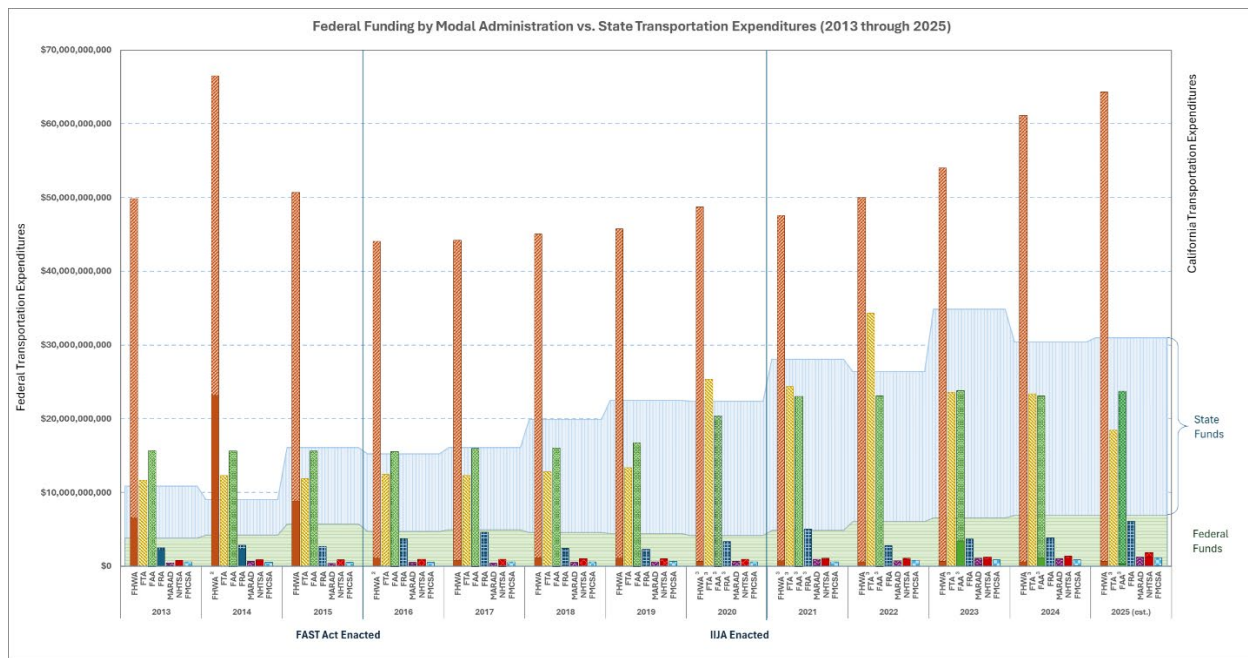
**Congress should maintain current funding levels (plus inflation) as the baseline level for federal funding. In addition, Congress should seek to match state and local investments in infrastructure by providing at least one-third as much funding for transportation as state and local governments provide.**

**Congress should set mandatory annual funding levels based on expected highway trust fund revenues over the course of the next surface transportation reauthorization bill to provide stability and certainty that federal funding will be available for critical multi-year infrastructure projects.**

## FEDERAL FUNDING SILOES RESTRICT CALIFORNIANS FROM MAKING CHOICES THAT BEST MEET THEIR NEEDS FOR SAFE AND EFFICIENT TRAVEL

The chart below compares federal transportation funding by modal administration with California state transportation expenditures from 2013 to 2025. The chart shows changes in funding patterns over the last two federal surface transportation laws. National federal funding is shown by modal administration in the hatched bars. California's state and federal expenditures on transportation are shown in the shaded area behind the bars.

**Figure 7. National Mandatory and Discretionary Expenditures by Modal Administration vs. California State and Federal Expenditures for FFY 2013 through FFY 2025**



<sup>1</sup> DOT FY Budget Estimates, 2015 through 2026. U.S. Department of Transportation. Retrieved on September 15, 2025.

<sup>2</sup> FHWA funding includes one-time transfer from federal General Funds to the federal Highway Trust Fund.

<sup>3</sup> Includes one-time funding from the 2020 Coronavirus Aid, Relief, and Economic Security (CARES) Act, 2021 American Rescue Plan Act (ARPA), and 2021 Coronavirus Response and Relief Supplemental Appropriations (CRRSA) Act.

<sup>4</sup> LAO Budget Series, Transportation Proposals and Spending Plans: Transportation, 2015 through 2026. Legislative Analyst's Office. Retrieved September 10, 2025.

## 2. SAFETY REMAINS CALIFORNIA'S TOP TRANSPORTATION PRIORITY

### Congress and the US DOT should continue to put safety first.

In 2023, more than 3,600 Californians died and 14,000 experienced serious injuries on the state's public roadways. Road-related crashes are the leading cause of death for Californians from ages 5 to 24 and the second and third leading causes of deaths, respectively, from ages 25 to 34 and 35 to 44. Californians between the ages of 5 to 44 are almost twice as likely to die from road-related injuries than from homicides.<sup>1</sup> Pedestrians, bicyclists, rural travelers, and tribal members also face significantly higher fatality and serious injury rates than other populations.

Recognizing road injuries as a public health challenge, the California State Transportation Agency (CalSTA) and the California Health and Human Services Agency joined together in 2025 to create the state's first joint policy on road safety that commits California to a prevention-first, Safe System Approach to eliminate fatal and serious traffic injuries. This policy recognizes that road-related crashes are a preventable tragedy, and prevention begins long before someone gets behind the wheel.

California's approach emphasizes that there is a need for comprehensive changes that combine infrastructure, engagement, and policy innovation to create a safer, more connected transportation system. All stakeholders, including government at all levels, industry, non-profits, advocacy groups, researchers, and the public, are vital to preventing fatalities and serious injuries on our roadways. As the US DOT's guidance on the Safe Systems Approach says, "making a commitment to zero traffic deaths means addressing all aspects of safety through the following five Safe System elements that, together, create a holistic approach with layers of protection for road users: safe road users, safe vehicles, safe speeds, safe roads, and post-crash care."<sup>2</sup>

However, spending by modal administrations (via FHWA, FTA, FRA, FAA, and MARAD) focuses the vast majority of US DOT's funds on physical roadway infrastructure through the FHWA, while dedicated funding for vehicle safety and behavioral safety programs (via NHTSA and FMCSA) represents a small fraction of overall transportation funding. As Figure 6 below shows, people travelling by road face much higher rates of fatalities than those who travel by air, rail, or transit. Current highway programs fail to truly prioritize moving people and goods safely and efficiently. Californians should feel as safe driving a car, riding a motorcycle, or walking and biking as they do in the air, on rails, or on transit.

**Congress should address these structural problems in the next surface transportation bill by providing dedicated funding for proactive safety programs that provide states with the ability to make changes, supported by the best available evidence, that most effectively reduce deaths and serious injuries on our roadways. State and local agencies know their transportation systems best and the federal government should remove restrictions to give communities the appropriate flexibility to build safe systems based on their needs.**

**Congress should also continue to prioritize funding to prevent these tragic deaths and injuries by focusing on our most vulnerable road users that are disproportionately affected by road-related deaths and injuries. As part of these efforts, Congress should explore funding changes to create a unified safety administration within the US DOT that works across modes with the sole purpose of making transportation systems safer and reducing deaths and serious injuries to zero.**

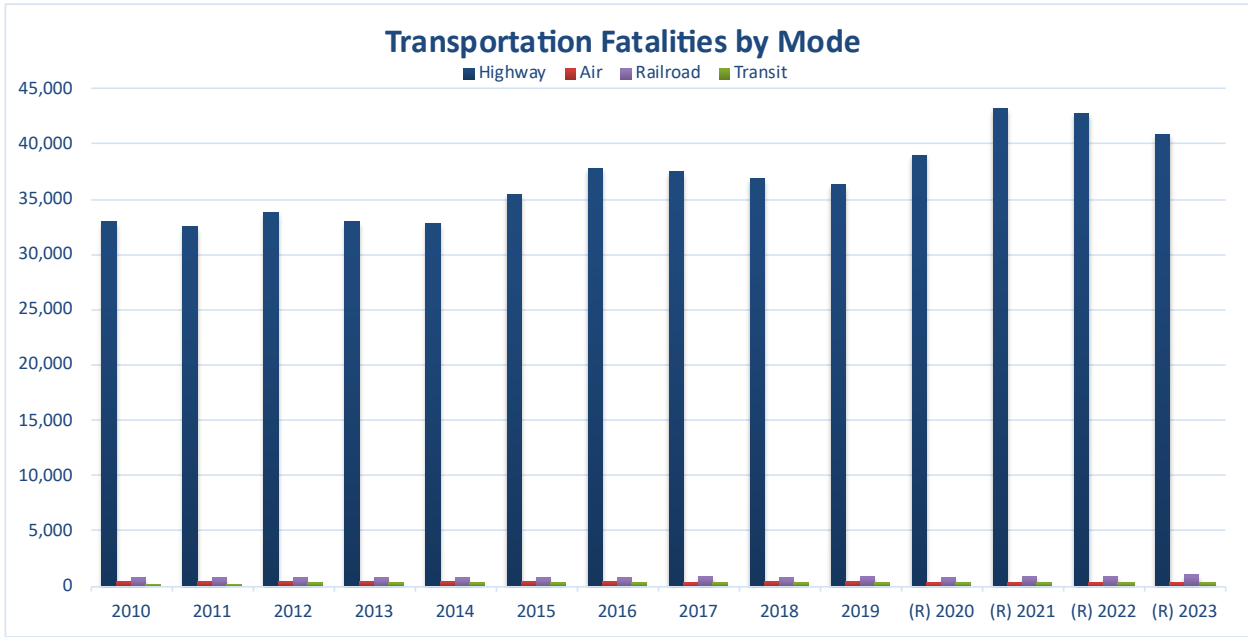
<sup>1</sup> [2024 California State of Public Health Report](#). California Department of Public Health. March 17, 2025.

<sup>2</sup> [Zero Deaths and Safe System](#). US DOT FHWA. Retrieved November 1, 2025.

### ALMOST ALL TRANSPORTATION RELATED FATALITIES OCCUR FROM AUTOMOTIVE TRAVEL ON THE NATION’S ROADS AND HIGHWAYS

**Figure 8. Transportation Fatalities by Mode, 2010-2023.** <sup>3</sup>

The chart below shows nationwide transportation related fatalities by mode of travel for calendar years 2013 through 2025. The chart shows that the vast majority of fatalities occur on our roads and highways as compared to rail, transit, and air travel. Reported fatalities increased in 2019 and 2020 to a peak in 2021 and have been on a downward trend since that time.



<sup>3</sup> [Transportation Fatalities by Mode](#). US DOT Bureau of Transportation Statistics. May 28, 2025.

### **3.1 CALIFORNIA'S ECONOMIC PROSPERITY DEPENDS ON CONTINUED INVESTMENTS IN THE STATE'S TRANSPORTATION SYSTEM**

**Congress should support a “Fix-it-First” approach to infrastructure investments to maintain a modern transportation system and invest where needs are the greatest.**

Transportation systems connect people with opportunities that support a healthy and high-quality life and power local, regional, and international economies. California's network of roads, rail, sidewalks, bikeways, ferries, and bridges are used heavily, with significantly more vehicle miles of travel on our roads than any other state in the nation. These networks are necessary for Californians to get access to schools, jobs, shopping, and health services. The transportation system also supports one of the largest tourism industries in the nation, which brings significant visitors, entertainment, and revenue to the state and local economies—as demonstrated in Los Angeles, where the city is set to host the 2026 FIFA World Cup, and the 2028 Olympic and Paralympic Games.

These demands on the transportation system, combined with our aging infrastructure, create significant needs for rehabilitation and replacement of existing assets. That is why California adopted a “Fix-it-First” policy with the passage of the Road Repair and Accountability Act, Senate Bill 1 (SB 1), in 2017. This approach means that the state is investing first in maintaining existing transportation infrastructure before we expand systems or services. Funding provided by the state fuel tax and local sales tax measures have provided much needed revenue for repairs, but California continues to have a more than \$4 billion backlog of deferred state and local infrastructure repairs to address all its identified needs:

- In addition to the state network of more than 50,000 highway lane miles, 13,000 bridges and tunnels, and 240,000 culverts, local and regional governments also maintain more than 162,000 road miles. California also has the largest Native American population in the nation, with more than 800,000 tribal members. Collectively, California tribal nations and rancherias manage more than 930 miles of roadways with an estimated need of more than \$500 million over the next ten years for pavement alone.
- The IJA began addressing major maintenance and safety concerns with aging bridges through the creation of the Bridge Formula Program (BFP) and the Bridge Investment Program (BIP), but underinvestment over many decades means this program cannot be a one-time effort. About half of California's state-owned bridges remain in fair condition, while 3.5 percent are rated poor.
- The state also directs federal funding from the NHPP and the STBGP to maintain the Highway Bridge Program (HBP) that funds locally-owned bridge maintenance and replacement. This program has 800 projects in its 15-year backlog, with total eligible costs of \$3.9 billion. California historically provided about \$300 million annually for this program, which was inadequate to keep local bridges in fair condition. Increased federal funding from the IJA has enabled the state to provide a \$600 million annual funding level for this program.

**Congress should enact “Fix-it-First” policies that invest first in maintaining existing transportation infrastructure before expanding systems or services. It is critical that both state and local agencies receive adequate funding to maintain their respective systems.**

**Congress should also ensure continued funding for state departments of transportation while also directing a balanced portion of federal funding to local and regional jurisdictions to meet their transportation needs at the community level.**

**California's bridges, including those on the National Highway System, require substantial investment to meet the state's 10-year targets. Current studies show that the state needs to maintain at least an \$800 million annual funding level over the next 20 years to maintain the condition of the state's local bridges. Congress should continue to fund federal bridge programs at or above IJA levels to achieve these targets and maintain the nation's existing bridges in good condition.**

### **3.2. TRANSPORTATION SYSTEMS FACE MANY EMERGING ISSUES THAT THREATEN TO INTERRUPT CRITICAL ECONOMIC PATHWAYS**

**Congress should fund preventative programs that improve transportation resiliency, reduce the risks of future catastrophic events, and speed recovery and repair efforts.**

California's transportation system plays many critical roles, from keeping freight moving efficiently across the nation to providing emergency access during major disasters like earthquakes and wildfires. As a central hub in the national supply chain, we must continue investing in infrastructure that keeps California's goods movement system flowing through any supply chain interruption. As we saw during the COVID-19 pandemic, California's seaports and their air, rail, and roadway connections play an essential role in supplying the nation with goods. This system must be resilient and well-supported to support vital national economic stability and trade competitiveness.

California has also experienced cyclical natural disasters with severe consequences, including extreme heat events and severe wildfires followed by subsequent rainstorms caused by atmospheric rivers—and the costs and frequency of these events continue to increase each year. Events like the recent Los Angeles wildfire have lasting effects on the landscape, creating a heightened risk of future flooding and debris flows in burn scars. These threats reach every type of transportation infrastructure, from severe flooding and landslides that frequently closes highway corridors throughout California's rural areas to the eroding Del Mar bluffs that interrupt passenger rail services on the second busiest rail corridor in the nation. Thus, it is critical that states receive timely and adequate funding to repair damages from natural disasters from the US DOT's Emergency Relief (ER) programs and other sources for highway, transit, and rail projects.

California and other states need resilient systems that can withstand natural disasters, temporary infrastructure failures, and other domestic disturbances to serve these important emergency access and public evacuation functions.

- The IJIA established the Promoting Resilient Operations for Transformative, Efficient, and Cost-Saving Transportation (PROTECT) program to provide \$1.4 billion in funding over five years for highway, transit, and some port projects that make the surface transportation system more resilient to natural hazards, extreme weather events, and other natural disasters.
- The FHWA Emergency Relief program currently provides only \$100 million each year nationwide for disaster recovery, which is clearly inadequate for the hundreds of disasters each year that run into billions of dollars in damages. Future surface transportation legislation must continue and increase funding for these critical programs.
- AASHTO has called for Congress to increase ER Program funding above the \$100 million currently authorized annually from the Highway Trust Fund in a way that does not take away funds that otherwise would be made available for surface transportation. At the same time, federal regulations require eligible projects to be ready for funding obligation within two years of the disaster event.

**Congress should continue to support planning and project funding for programs that make our supply chains more resilient, diverse, and secure to ensure our economic prosperity, public health, and national security. Resiliency funding should be available for proactive projects with demonstrated benefits to protect critical infrastructure for both economic benefits and quality of life.**

**Congress should increase annual Emergency Relief program funding to a level that would cover the average actual disaster reimbursements made over the past 10-year period. Congress should also ensure that state and local governments are provided six years to obligate federal Emergency Relief funds, as called for in the Transportation Emergency Relief Extension Act (as introduced in the 119th Congress in S.2635 [Sen. Padilla] and H.R.4847 [Rep. Garamendi]).**

### **3.3. TRAVELERS NEED TRANSPORTATION OPTIONS THAT ALLOW THEM TO FREELY CHOOSE THEIR PREFERRED MODE OF TRAVEL**

**Congress should support transportation networks that give travelers freedom of choice to move by foot, bike, road, rail, transit, and air—in whatever way that best meets their needs.**

California's multimodal transportation system is essential for economic competitiveness, environmental sustainability, and improving access to jobs and services for all residents. This system integrates various modes of transport, including public transportation, cycling, walking, passenger rail, and freight movement, to provide more transportation options, a more resilient supply chain, and an enhanced quality of life for Californians. It is essential to maintain investment in multimodal transportation across all sectors. Furthermore, future planning must prioritize coordination among various transportation modes to develop an integrated, efficient, and resilient system.

Over the next decade, California's four largest urban areas are planning to improve the management of the existing state highway system, significantly expanding their express lane networks, signaling a broader shift to more sustainable and equitable transportation options. Revenue from existing and future express lanes projects will support rail and transit projects to reduce traffic congestion and improve the efficiency of the state's roadways.

Investing in active transportation also supports California's transportation goals while enhancing public health and quality of life. The state is committed to increasing walking and bicycling trips through the Active Transportation Program and supports these investments with federal, state, and local funding. These initiatives are vital for creating safer, healthier, and more sustainable communities through infrastructure like bike lanes and pedestrian paths.

Federal support is also needed to sustain and expand rail infrastructure, including dedicated funding for capital improvements, safety upgrades, and corridor development. Stable, formula-based funding is critical for long-term rail planning and delivery and vital for reducing congestion, lowering emissions, and providing efficient travel options for residents and visitors alike.

- Public transportation in urban and rural areas is vital to our transportation system and essential to achieving our state's goals. These systems need more federal support, as the state has already identified an unmet 10-year need of at least \$350 billion for transit maintenance and improvements.
- The IJA included \$200 million annually for the Active Transportation Infrastructure Investment Program (ATIIP), to provide competitive connectivity grants that strategically invest in projects connecting active transportation networks. This funding is necessary to empower communities to plan and construct safe routes to everyday destinations for millions of Americans who either do not have the option to drive or choose to walk, bike, and take transit.
- California's development of high-speed rail is a significant focus as the backbone of the state's passenger rail system. California emphasizes the need for continued federal support to develop a high-speed rail network as a key part of the state's transportation goals.

**Congress should continue to maintain federal transit funding at or above the year five IJA baseline, adjusted for inflation. Congress should also reject any proposals that would either eliminate the Mass Transit Account of the Highway Trust Fund or prohibit states from using highway formula funds for public transit.**

**Congress should continue and fully fund the ATIIP to provide baseline federal funding for active transportation projects. Congress should also increase funding for the HSIP and the STBGP, including proportionate growth in the Transportation Alternatives (STBG-TA) set-aside. Active transportation projects that improve safety, public health, and quality of life should also remain eligible for funding from the Highway Trust Fund.**

**Congress should continue to provide robust rail program funding at or above the year five IJA baseline, adjusted for inflation. Congress should also establish a dedicated formula capital funding program for intercity passenger rail projects to improve and expand passenger rail service and maintain equipment.**

#### **4. TRANSPORTATION IS CHANGING AND FUTURE PROGRAMS MUST EMBRACE TRANSFORMATIVE TECHNOLOGIES AND PROCESSES**

**Congress should remove barriers to delivering projects, modernize outdated processes, and invest strategically in innovation.**

In 2020, autonomous vehicles and artificial intelligence (AI) were still science fiction. Today, more than 2,500 driverless cars are operating on the streets of San Francisco and Los Angeles and ChatGPT receives more than 800 million users every week. As society changes, the transportation sector is also undergoing a technological transformation. Functions that once involved only basic incident monitoring have evolved into real-time, AI-powered network optimization and predictive operations.

California's leadership in transportation technology demonstrates the transformative potential of data-driven systems, automation, electrification, and advanced intelligent transportation systems (ITS). US DOT recognizes that states need broader authority to test, pilot, and scale emerging technologies like connected and autonomous vehicles (CAVs), integrated and automated multimodal ticketing platforms, AI-enabled operations, digital construction technologies—without overburdensome federal constraints.

However, these tools are still broadly untested and widespread use could risk introducing false, malicious, or biased content into the transportation system. While California seeks to use these technologies with appropriate guardrails, Congress should also direct US DOT to develop national guidance and upgrade infrastructure for automation, electrification, and secure digital connectivity.

Technology is not the only change on the horizon, as California has also been working to more quickly deliver transportation projects. Process improvements, such as reforms to environmental review and permitting, can reduce administrative delays and move projects from planning to completion quickly and efficiently. It is critical that California continue to have access to streamlined processes like NEPA assignment, and Congress should expand these efficiencies to other federal permitting processes and programs. California strongly supports efforts to streamline federal regulations to facilitate project delivery without diminishing environmental safeguards.

California also recognizes that private sector capital and expertise can greatly contribute to transportation infrastructure through public-private partnerships. By offering reasonable investment returns, public agencies can partner with the private sector to develop, construct, and operate additional transportation projects to accelerate goods movement, improve air quality and facilitate California's economic development. We also believe that federal infrastructure investment should recognize and reward states like California that come to the table with new funding to support successful partnership with the federal government.

**Congress should adopt a forward-leaning policy framework that removes structural barriers, modernizes outdated processes, and invests strategically in innovation to ensure the nation keeps pace with rapid technological change. Congress should also significantly bolster funding for research, development, demonstration, and deployment of advanced and emerging technologies, including CAV infrastructure, real-time data platforms, and digital mobility tools.**

**Congress should incorporate equity guardrails into technology programs to guarantee that historically underserved communities realize the safety, mobility, and environmental benefits of innovation—not merely affluent or early-adopting regions.**

**Congress should mandate reforms to environmental review and permitting processes that reduce administrative delays and enable states to rapidly deploy emerging technologies. Congress should also expand programs and incentives that facilitate data sharing, joint initiatives, and cooperative project delivery between state and local governments and the private sector.**

## **SIGNATORIES**

In preparing for the reauthorization of the federal surface transportation legislation, California engaged a wide range of stakeholders, including regional agencies, local and tribal governments, industry partners, advocacy groups, and other non-traditional stakeholders. Further, Caltrans developed a statewide partner survey, a targeted Tribal Transportation survey, and presented at numerous stakeholder meetings—actively seeking feedback to ensure California’s collective voice is heard and reflected in our reauthorization efforts. This process ensured the state’s priorities are clearly represented in federal policy discussions, positioning California to effectively advocate for funding and programs that advance both state and national transportation goals.