

# Caltrans Equity Index (EQI)

EAC Ad Hoc Subcommittee on Data Implementation

*June 2025*



Director's Office of  
**Equity & Tribal Affairs (ETA)**

# EQI Objectives

**IDENTIFY  
INDICATORS TO  
ACCOUNT FOR  
EQUITY-BASED  
OUTCOMES**



**DEVELOP A DATA-  
DRIVEN DEFINITION  
OF TRANSPORTATION-  
BASED PRIORITY  
POPULATIONS**



**EVALUATE AND  
PRIORITIZE  
TRANSPORTATION  
PLANS AND PROJECTS**

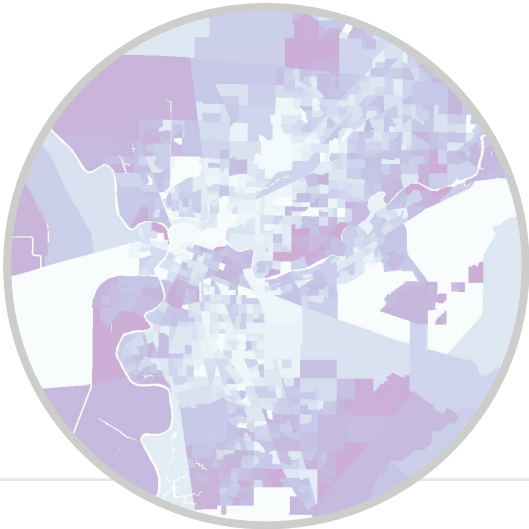


# EQI Indicators

## Demographics

Household income

Tribal land status



## Traffic Exposure

Truck-weighted traffic proximity  
and volume

Crash exposure

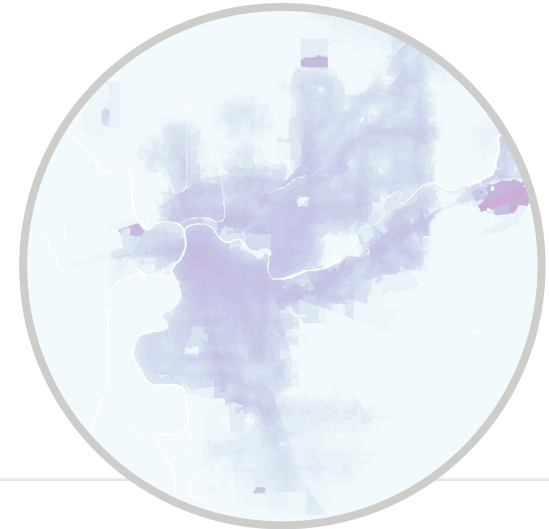


## Access to Destinations

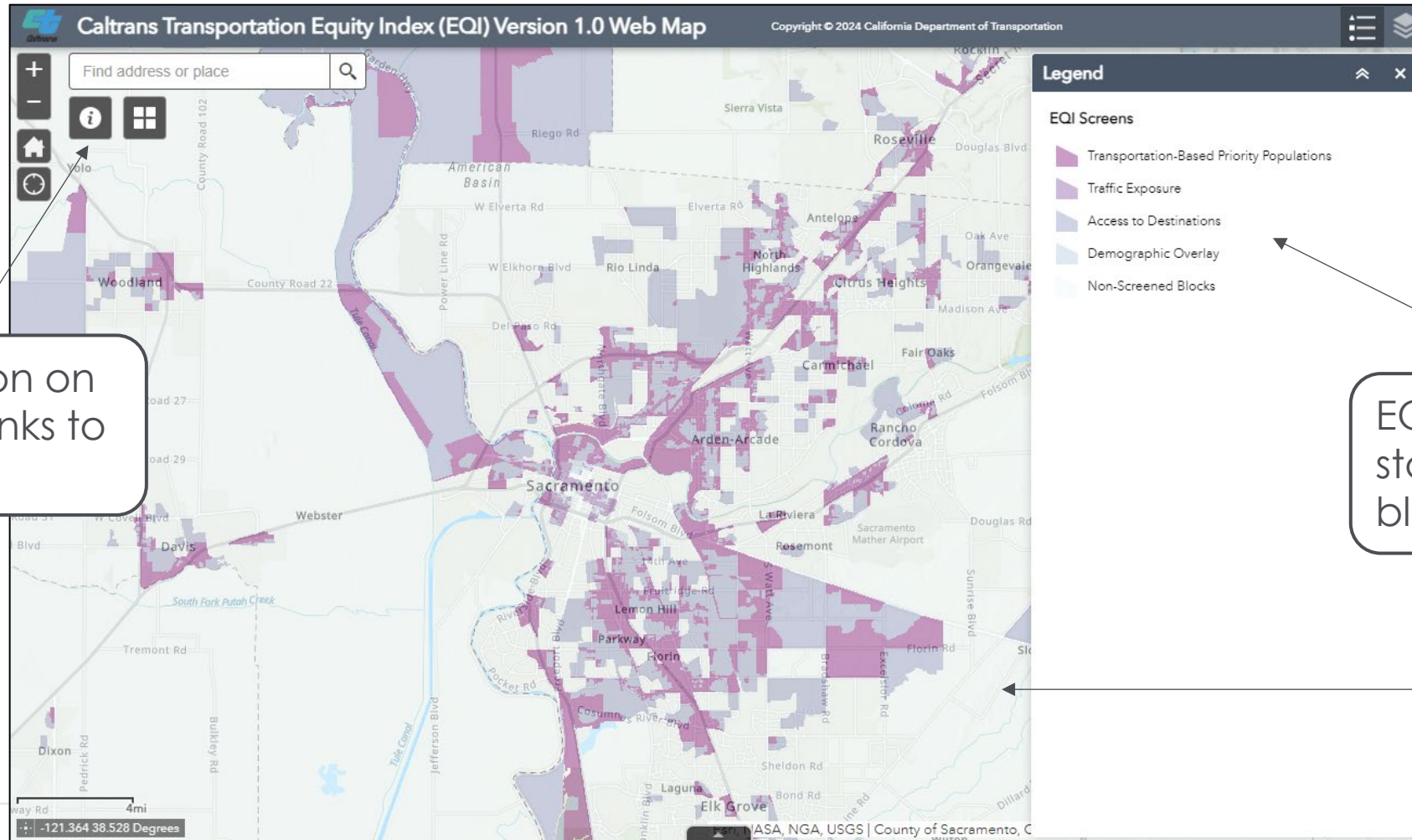
Transit access

Bicycle access

Pedestrian access



# EQI Web Map



Information on  
EQI and links to  
resources

Toggle on/off  
individual  
EQI screens

EQI screening  
status for Census  
blocks in CA

Interactive EQI  
web map

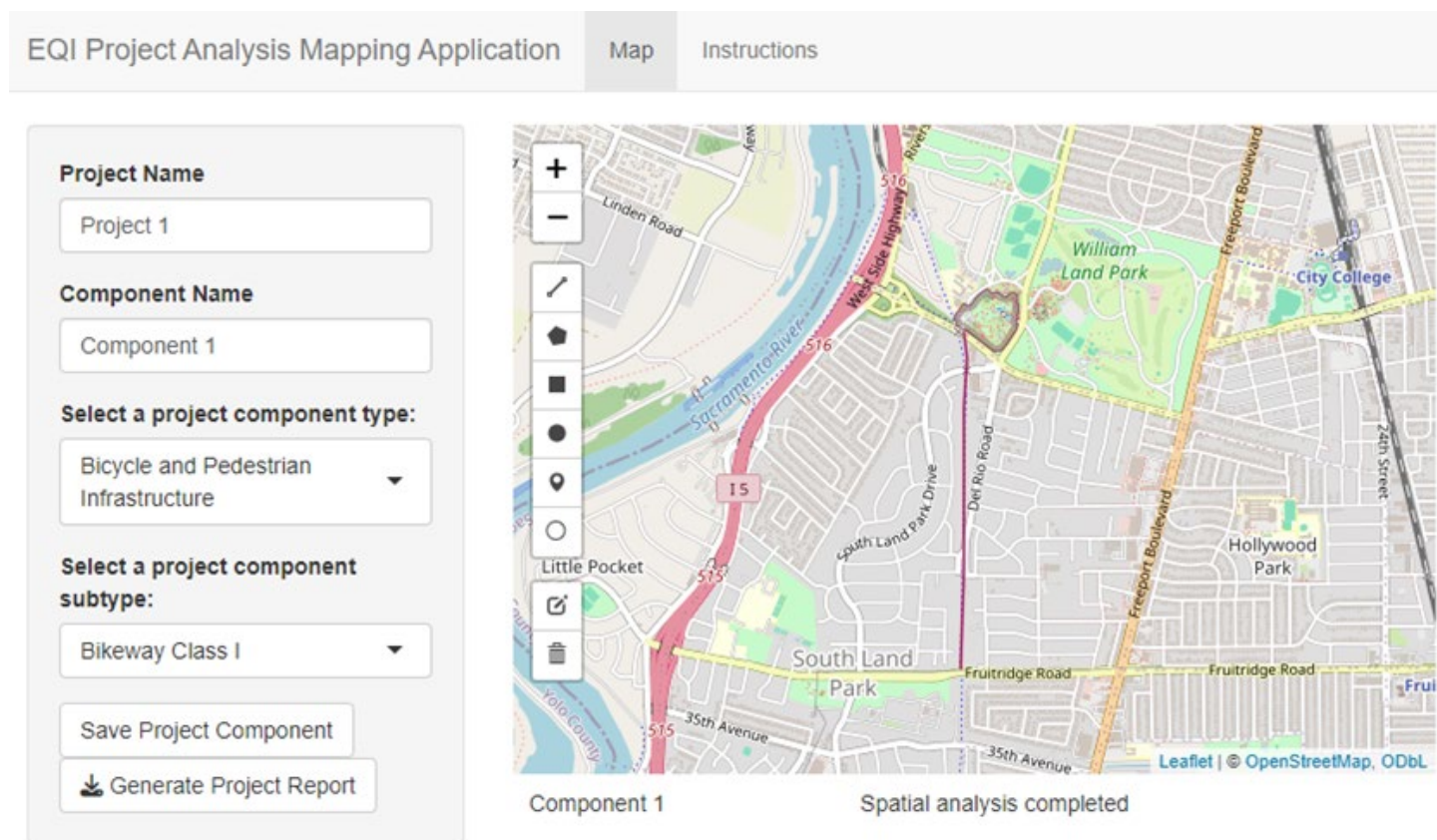
# EQI Analytical Tool

## Inputs:

- Project Name
- Component Name
- Component Type
- Component Subtype

## Outputs:

- EQI Screen Overlap
- Total Population Impacted
- All EQI indicators: Mean, Min, Max
- Directional feedback on how project is addressing equity needs





# EQI Use Cases

- Caltrans System Investment Strategy (CSIS)
- Transportation Planning
- Complete Streets (SB 960)



# Thank You!



[raceandequity.onramp.dot.ca.gov](https://raceandequity.onramp.dot.ca.gov)



[Carolyn.Abrams@dot.ca.gov](mailto:Carolyn.Abrams@dot.ca.gov)

